

SPECIALTY QUICK COUPLINGS

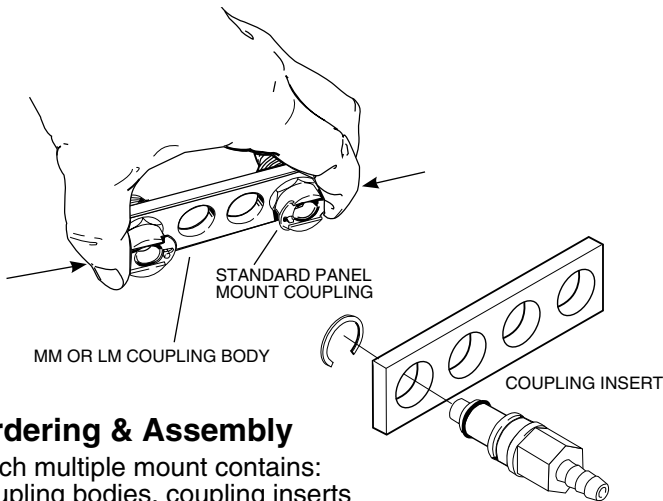
MULTIPLE MOUNTING

Easily Connects 3 to 5 Lines

- ✓ Leak Free, Easy Operation
- ✓ High Flow
- ✓ Thermoplastic or Chrome-Plated Brass
- ✓ Straight Thru, Double or Single End Shutoff
- ✓ Available for 3, 4, or 5 Coupling Mounts
- ✓ Keyed to Prevent Mismatches



Quick, convenient multiple couplings connect and disconnect several tubing lines at once and are easily made up from standard TRODEKS® Quick Couplings. Multiple mounts are available in thermoplastic or chrome-plated brass, 1/8 and 1/4" flow sizes. Various materials, flow, weight and space requirements are accommodated.



Ordering & Assembly

Each multiple mount contains: coupling bodies, coupling inserts and coupling plates.

FT-PMM/ PLM Series



Bodies

- Each multiple mount requires two standard panel mount coupling bodies.
- Remaining stations require multiple mount bodies. (see below)

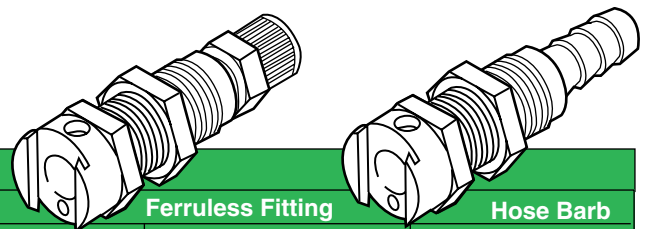
Inserts

- Order required flow size and end configuration. (see next page).
- Retaining clip is included with each insert.
- Multiple mounting inserts are designed for mounting on 1/4" plates.

Coupling Mounting Plates

- Coupling plates are available for 3, 4, or 5 connections or construct your own plates.
- Keyed to prevent misconnections.

Multiple Mount Bodies



To Order						
Ferruleless Polytube Fitting††, PTF				Ferruleless Fitting		Hose Barb
Tubing Size OD X ID	Metric mm	Flow	Acetal Straight Thru	Shutoff	Chrome-Plated Brass Straight Thru	Shutoff
1/4" x 0.170"	6 x 4.3	1/8"	FT-PMM12-04	FT-PMMD12-04	FT-MM12-04	FT-MMD12-04
1/4" x 0.170"	6 x 4.3	1/4"	FT-PLM120-04	FT-PLMD120-04	FT-LM120-04	FT-LMD120-04
3/8" x 0.250"	9.5 x 6	1/4"	FT-PLM120-06	FT-PLMD120-06	FT-LM120-06	FT-LMD120-06
Hose Barb						
1/8" ID	3.2 ID	1/8"	FT-PMM16-02	FT-PMMD16-02	FT-MM16-02	FT-MMD16-02
3/16" ID	4.8 ID	1/8"	FT-PMM16-03	FT-PMMD16-03	FT-MM16-03	FT-MMD16-03
1/4" ID	6.4 ID	1/8"	FT-PMM16-04	FT-PMMD16-04	FT-MM16-04	FT-MMD16-04
1/4" ID	6.4 ID	1/4"	FT-PLM160-04	FT-PLMD160-04	FT-LM160-04	FT-LMD160-04
5/16" ID	7.9 ID	1/4"	FT-PLM160-05	FT-PLMD160-05	FT-LM160-05	FT-LMD160-05
3/8" ID	9.5 ID	1/4"	FT-PLM160-06	FT-PLMD160-06	FT-LM160-06	FT-LMD160-06

†† PTF fittings are designed for semi-rigid tubing i.e. polyethylene, nylon etc. and polyurethane tubing.

SPECIFICATIONS

Working Pressure:

Minimum: Vacuum

Maximum:

Brass: $\frac{500 \text{ psi}}{\text{no. of stations}}$ Acetal: $\frac{240 \text{ psi}}{\text{no. of stations}}$

Mounting Plate: Anodized Aluminum

Materials:

Coupling Bodies: Chrome-Plated Brass or Acetal

Valves: Acetal

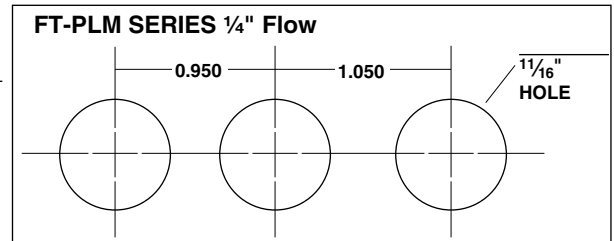
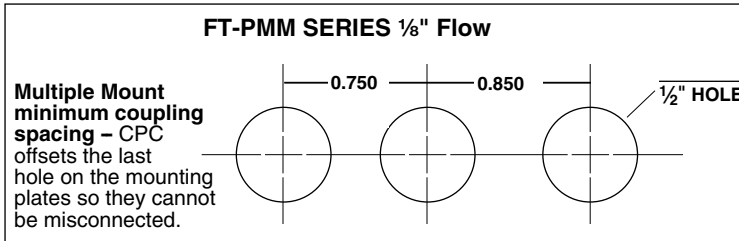
Valve Spring: 316 Stainless Steel

External Springs, Pin, Latch: Stainless Steel

Seals: Buna, others available

Operating Temperature: -40 to 82°C
(-40 to 180°F) continuous

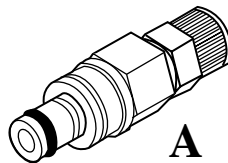
Tubing Sizes: $\frac{1}{8}$ to $\frac{3}{8}$ " ID, $\frac{5}{32}$ to $\frac{3}{8}$ " OD,
4 x 2.5 to 8 x 12 mm (OD x ID)



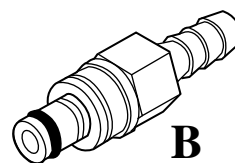
Multiple Mount Plates

	Stations	$\frac{1}{8}$ " Flow Size	Length (inch)	$\frac{1}{4}$ " Flow Size	Retaining Rings Length (inch)	Coupling	Series
	3	FT-CP103	2.60	FT-LCP103	3.00	FT-MC/PMC	01017-00
4	FT-CP104	3.35	FT-LCP104	3.95	FT-LC/PLC	02781-00	
5	FT-CP105	4.10	FT-LCP105	4.90			


Multiple Mount Inserts



A



B



C

A Ferruleless Polytube Fitting^{††}, PTF

Tubing Size OD X ID	Metric mm	Flow	Acetal Straight Thru Model No.	Shutoff Model No.	Chrome-Plated Brass Straight Thru Model No.	Shutoff Model No.
$\frac{5}{32}$ x 0.100"	4 x 2.5	$\frac{1}{8}$ "	FT-PMM20-025	FT-PMMD20-025	FT-MM20-025	FT-MMD20-025
$\frac{1}{4}$ x 0.170"	6 x 4.3	$\frac{1}{4}$ "	FT-PMM20-04	FT-PMMD20-04	FT-MM20-04	FT-MMD20-04
$\frac{1}{4}$ x 0.170"	6 x 4.3	$\frac{1}{4}$ "	FT-PLM200-04	FT-PLMD200-04	FT-LM200-04	FT-LMD200-04
$\frac{3}{8}$ x 0.250"	9.5 x 6	$\frac{1}{4}$ "	FT-PLM200-06	FT-PLMD200-06	FT-LM200-06	FT-LMD200-06

B Hose Barb

$\frac{1}{8}$ " ID	3.2 ID	$\frac{1}{8}$ "	FT-PMM22-02	FT-PMMD22-02	FT-MM22-02	FT-MMD22-02
$\frac{3}{16}$ " ID	4.8 ID	$\frac{1}{8}$ "	FT-PMM22-03	FT-PMMD22-03	FT-MM22-03	FT-MMD22-03
$\frac{1}{4}$ " ID	6.4 ID	$\frac{1}{8}$ "	FT-PMM22-04	FT-PMMD22-04	FT-MM22-04	FT-MMD22-04
$\frac{1}{4}$ " ID	6.4 ID	$\frac{1}{4}$ "	FT-PLM220-04	FT-PLMD220-04	FT-LM220-04	FT-LMD220-04
$\frac{5}{16}$ " ID	7.9 ID	$\frac{1}{4}$ "	FT-PLM220-05	FT-PLMD220-05	FT-LM220-05	FT-LMD220-05
$\frac{3}{8}$ " ID	9.5 ID	$\frac{1}{4}$ "	FT-PLM220-06	FT-PLMD220-06	FT-LM220-06	FT-LMD220-06

C Hose Barb Elbow

$\frac{1}{4}$ x 0.170	6 x 4.3	$\frac{1}{8}$ "	FT-PMM21-04	FT-PMMD21-04	FT-MM21-04	FT-MMD21-04
-----------------------	---------	-----------------	--------------------	---------------------	-------------------	--------------------

^{††} PTF fittings are designed for semi-rigid tubing i.e. polyethylene, nylon etc. and polyurethane tubing.

Ordering Examples: **FT-PMM16-03**, acetal straight thru hose barb for $\frac{3}{16}$ " ID tubing, **FT-PMM22-03**, acetal insert for $\frac{3}{16}$ " ID tubing.

FT-PLMD120-04, ferruleless polytube fitting $\frac{1}{4}$ " flow and **FT-PLMD160-05**, hose barb for $\frac{1}{4}$ " ID tubing.