


Integral Handle Probes with Custom Measurement Tips



Completely assembled with 0.3 m (1') retractable cable (stretches to 1.5 m [5']) and SMPW connector, shown smaller than actual size.

* Rated temperature is dependent on thermocouple type, sheath diameter and environment.

AVAILABLE FOR FAST DELIVERY!

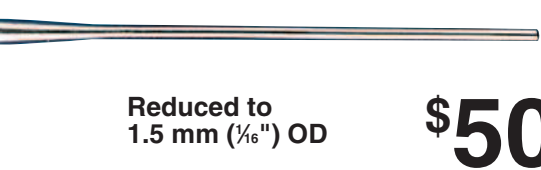


4.5 mm ($\frac{3}{16}$ " OD

\$45

Tip designed for easy penetration into soft and semi-frozen objects. Made from rugged 304 stainless steel. Tip rated to 900°C (1650°F).

Penetration Probe HPS-NP-[*]-316G-12



Reduced to
1.5 mm ($\frac{1}{16}$ " OD

\$50

Special small diameter ($\frac{1}{16}$ " tip designed for fast response. Made from 304 stainless steel. Tip rated to 900°C (1600°F).

Fast Response Probe HPS-RT-[*]-18G-12




6.0 mm ($\frac{1}{4}$ " OD

\$75

Flexible tip which conforms to most surfaces for fast, repeatable, accurate measurements. Made from RTV silicone rubber for good thermal contact. Tip rated to 260°C (500°F). Warning: Subjecting sensor tip to temperatures above 316°C (600°F) will result in damage to tip.

Flexible Tip Surface Probe HPS-FSP-[*]-14E-12



4.5 mm ($\frac{3}{16}$ " OD

\$85

Radiant energy shield with fine-gage wire thermocouple and 304 stainless steel sheath. Thermocouple tip is exposed to air flow for fast measurements, and the constant diameter design facilitates easy insertion into duct work, grilles and air vents. Tip rated to 870°C (1650°F)

Air Probe HPS-AP-[*]-316E-12

* Insert thermocouple Type J, K, T, E or N



**Rugged!
High Impact
Plastic**

For RTDs
please see
page C-55.

Made from the same material as professional football helmets, these rugged probe handles have endurance designed in to provide long life.

70°C (160°F)
handle rating.

Custom Assemblies Available

Thermocouple probes with integral high impact plastic handles, with 300 mm (12") retractable cord with stripped leads (other terminations are available). Handles are rated to 70°C (160°F).


Probes shown are available in RTD, J, K, T and E calibrations. Other sheath and lead lengths are available. Consult Sales for details.

Integral Handle Probes

General Purpose Design



- ✓ Heavy Duty
- ✓ 300 mm (12") Probe Length Standard†
- ✓ 0.3 m (1') Color-Coded Retractable Cable Stretches to 1.5 m (5')
- ✓ Handle Rated to 70°C (160°F)
- ✓ Stainless Steel or Inconel Sheath
- ✓ SMP Molded Miniature Male Connector on Retractable Cable for Fast Hook-up to Instrumentation
- ✓ PFA Coating Available



Sensors and matching calibration handles.

For probe lengths over the maximum listed, consult quotations for special heavy duty construction probes.

Probe Dia. mm (in)	Max Length mm (in)
1.5 (1/16")	900 (36)
3.0 (1/8")	750 (30)
4.5 (3/16")	600 (24)
6.0 (1/4")	450 (18)

Discount Schedule	
1-10 UnitsNet
11-24 Unit10%
25-49 Units20%
50 and upConsult Sales

Note: Supplied with HDX aluminum handle for lengths over 600 mm (24"). Consult Sales for pricing.
Cable termination with standard size connector available, see ordering example.

MOST POPULAR MODELS HIGHLIGHTED!

To Order (Specify Model Number)

Thermocouple Alloy	Sheath Dia.	Grounded Junction	Price	Ungrounded Junction	Price	Exposed Junction	Price	Price/Add'l 300 mm (ft)
IRON-CONSTANTAN Inconel Sheath J	1.5 (1/16")	HPS-ICIN-116G-12-SMP-M	\$37	HPS-ICIN-116U-12-SMP-M	\$39	HPS-ICIN-116E-12-SMP-M	\$37	\$1.55
	3.0 (1/8")	HPS-ICIN-18G-12-SMP-M	37	HPS-ICIN-18U-12-SMP-M	39	HPS-ICIN-18E-12-SMP-M	37	3.15
	4.5 (3/16")	HPS-ICIN-316G-12-SMP-M	38	HPS-ICIN-316U-12-SMP-M	40	HPS-ICIN-316E-12-SMP-M	38	4.35
	6.0 (1/4")	HPS-ICIN-14G-12-SMP-M	41	HPS-ICIN-14U-12-SMP-M	43	HPS-ICIN-14E-12-SMP-M	41	7.50
IRON-CONSTANTAN 304SS Sheath J	1.5 (1/16")	HPS-ICSS-116G-12-SMP-M	\$37	HPS-ICSS-116U-12-SMP-M	\$39	HPS-ICSS-116E-12-SMP-M	\$37	\$1.55
	3.0 (1/8")	HPS-ICSS-18G-12-SMP-M	37	HPS-ICSS-18U-12-SMP-M	39	HPS-ICSS-18E-12-SMP-M	37	1.85
	4.5 (3/16")	HPS-ICSS-316G-12-SMP-M	38	HPS-ICSS-316U-12-SMP-M	40	HPS-ICSS-316E-12-SMP-M	38	3.15
	6.0 (1/4")	HPS-ICSS-14G-12-SMP-M	41	HPS-ICSS-14U-12-SMP-M	43	HPS-ICSS-14E-12-SMP-M	41	5.00
CHROMEGA®-ALOMEGA® Inconel Sheath K	1.5 (1/16")	HPS-CAIN-116G-12-SMP-M	\$37	HPS-CAIN-116U-12-SMP-M	\$39	HPS-CAIN-116E-12-SMP-M	\$37	\$1.55
	3.0 (1/8")	HPS-CAIN-18G-12-SMP-M	37	HPS-CAIN-18U-12-SMP-M	39	HPS-CAIN-18E-12-SMP-M	37	3.15
	4.5 (3/16")	HPS-CAIN-316G-12-SMP-M	38	HPS-CAIN-316U-12-SMP-M	40	HPS-CAIN-316E-12-SMP-M	38	4.35
	6.0 (1/4")	HPS-CAIN-14G-12-SMP-M	41	HPS-CAIN-14U-12-SMP-M	43	HPS-CAIN-14E-12-SMP-M	41	7.50
CHROMEGA®-ALOMEGA® 304SS Sheath K	1.5 (1/16")	HPS-CASS-116G-12-SMP-M	\$37	HPS-CASS-116U-12-SMP-M	\$39	HPS-CASS-116E-12-SMP-M	\$37	\$1.55
	3.0 (1/8")	HPS-CASS-18G-12-SMP-M	37	HPS-CASS-18U-12-SMP-M	39	HPS-CASS-18E-12-SMP-M	37	1.85
	4.5 (3/16")	HPS-CASS-316G-12-SMP-M	38	HPS-CASS-316U-12-SMP-M	40	HPS-CASS-316E-12-SMP-M	38	3.15
	6.0 (1/4")	HPS-CASS-14G-12-SMP-M	41	HPS-CASS-14U-12-SMP-M	43	HPS-CASS-14E-12-SMP-M	41	5.00
CHROMEGA®-CONSTANTAN Inconel Sheath E	1.5 (1/16")	HPS-CXIN-116G-12-SMP-M	\$37	HPS-CXIN-116U-12-SMP-M	\$39	HPS-CXIN-116E-12-SMP-M	\$37	\$1.85
	3.0 (1/8")	HPS-CXIN-18G-12-SMP-M	37	HPS-CXIN-18U-12-SMP-M	39	HPS-CXIN-18E-12-SMP-M	37	3.75
	4.5 (3/16")	HPS-CXIN-316G-12-SMP-M	38	HPS-CXIN-316U-12-SMP-M	40	HPS-CXIN-316E-12-SMP-M	38	5.00
	6.0 (1/4")	HPS-CXIN-14G-12-SMP-M	45	HPS-CXIN-14U-12-SMP-M	47	HPS-CXIN-14E-12-SMP-M	45	7.50
CHROMEGA®-CONSTANTAN 304SS Sheath E	1.5 (1/16")	HPS-CXSS-116G-12-SMP-M	\$37	HPS-CXSS-116U-12-SMP-M	\$39	HPS-CXSS-116E-12-SMP-M	\$37	\$1.55
	3.0 (1/8")	HPS-CXSS-18G-12-SMP-M	37	HPS-CXSS-18U-12-SMP-M	39	HPS-CXSS-18E-12-SMP-M	37	2.50
	4.5 (3/16")	HPS-CXSS-316G-12-SMP-M	38	HPS-CXSS-316U-12-SMP-M	40	HPS-CXSS-316E-12-SMP-M	38	3.15
	6.0 (1/4")	HPS-CXSS-14G-12-SMP-M	41	HPS-CXSS-14U-12-SMP-M	43	HPS-CXSS-14E-12-SMP-M	41	5.00
COPPER-CONSTANTAN Inconel Sheath T	1.5 (1/16")	HPS-CPIN-116G-12-SMP-M	\$37	HPS-CPIN-116U-12-SMP-M	\$39	HPS-CPIN-116E-12-SMP-M	\$37	\$1.85
	3.0 (1/8")	HPS-CPIN-18G-12-SMP-M	37	HPS-CPIN-18U-12-SMP-M	39	HPS-CPIN-18E-12-SMP-M	37	3.75
	4.5 (3/16")	HPS-CPIN-316G-12-SMP-M	38	HPS-CPIN-316U-12-SMP-M	40	HPS-CPIN-316E-12-SMP-M	38	5.00
	6.0 (1/4")	HPS-CPIN-14G-12-SMP-M	45	HPS-CPIN-14U-12-SMP-M	47	HPS-CPIN-14E-12-SMP-M	45	7.50
COPPER-CONSTANTAN 304SS Sheath T	1.5 (1/16")	HPS-CPSS-116G-12-SMP-M	\$37	HPS-CPSS-116U-12-SMP-M	\$39	HPS-CPSS-116E-12-SMP-M	\$37	\$1.55
	3.0 (1/8")	HPS-CPSS-18G-12-SMP-M	37	HPS-CPSS-18U-12-SMP-M	39	HPS-CPSS-18E-12-SMP-M	37	2.50
	4.5 (3/16")	HPS-CPSS-316G-12-SMP-M	38	HPS-CPSS-316U-12-SMP-M	40	HPS-CPSS-316E-12-SMP-M	38	3.15
	6.0 (1/4")	HPS-CPSS-14G-12-SMP-M	41	HPS-CPSS-14U-12-SMP-M	43	HPS-CPSS-14E-12-SMP-M	41	5.00

† Other lengths available, consult Sales department. For standard size "OSTW" connector add suffix "-OSTW" to model number and add \$5 to price.
Ordering Example: HPS-CASS-14G-12-SMP-M, Type K probe, 1/4" diameter, 304SS sheath, SMP connector, grounded junction with miniature connector, \$41.