

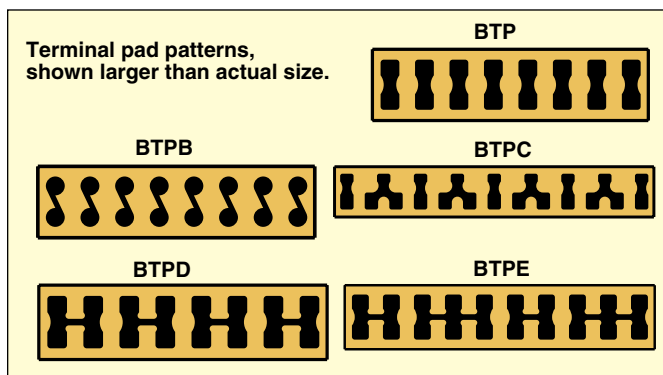
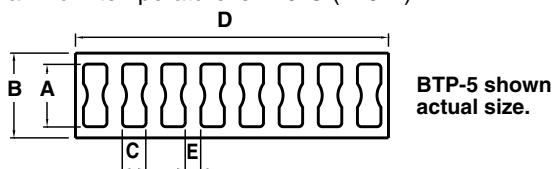
RESISTANCE WIRE FOR TEMPERATURE COMPENSATION AND ZERO BALANCE

To Order *bridge_completion_resistors_res* for Pricing and Details

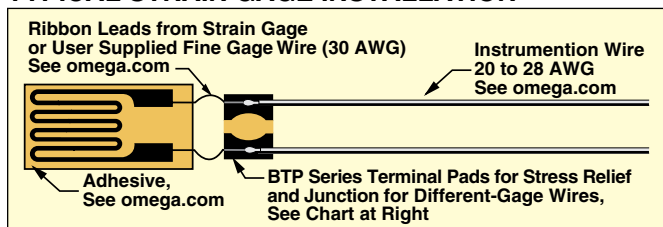
MODEL NO.	FUNCTION	MATERIAL	Ω /FT	TEMP COEFF.	SPOOL LENGTH
SGB-36	Zero and span temp comp.	Balco	19.7	0.45%/°C	500'
SGC-36	Zero and span temp comp.	Copper	0.415	0.39%/°C	500'
SGM-36	Zero balance	Manganin	15.2	0.002%/°C	200'

BONDABLE TERMINAL PADS

Terminal pads serve 2 main purposes. First, they act as intermediate points for attaching ribbon leads of thin-gage wire to heavier instrumentation wires. Second, they give stress relief to strain gage systems. When the heavy instrumentation wire moves, the terminal pad protects the strain gage. Carrier is polyimide with a thickness of 0.075 mm (0.003"). Minimum bending radius is 2 mm (0.079"). Maximum temperature is 220°C (428°F).



TYPICAL STRAIN GAGE INSTALLATION



BRIDGE COMPLETION RESISTORS

Accuracy: 0.1%

Temperature Compensation: 5 ppm; -20 to 80°C (-4 to 176°F)

Power: ¼ W

MODEL NO.	Ω	MAX BRIDGE EXC.
RES-120	120	10 Vdc
RES-250	250	15 Vdc
RES-350	350	18 Vdc

Note: For strain gage accessories see omega.com

Ordering Example: RES-350, 350 Ω bridge completion resistor.

BONDABLE TERMINAL PADS

To Order *bridge_completion_resistors_res* for Pricing and Details

MODEL NO.	STRIPS PER PACK	DIMENSIONS mm (inch)				
		A	B	C	D	E
BTP-1	70	1.8 (0.07)	2.6 (0.1)	0.7 (0.03)	9.9 (0.39)	0.6 (0.02)
BTP-2	60	2.4 (0.09)	3.4 (0.13)	0.9 (0.04)	13.2 (0.52)	0.8 (0.03)
BTP-3	50	3.2 (0.13)	4.5 (0.18)	1.2 (0.05)	17.6 (0.69)	1 (0.04)
BTP-4	30	4.8 (0.19)	6.5 (0.26)	1.8 (0.07)	24 (0.94)	1.2 (0.05)
BTP-5	20	6 (0.24)	8.5 (0.33)	2.3 (0.09)	32.4 (1.28)	1.8 (0.07)
BTP-6	10	9 (0.35)	11.8 (0.46)	3.4 (0.13)	41.4 (1.63)	1.8 (0.07)
BTPB-1	70	1.8 (0.07)	2.6 (0.1)	0.7 (0.03)	9.9 (0.39)	0.6 (0.02)
BTPB-2	60	2.4 (0.09)	3.4 (0.13)	0.9 (0.04)	13.2 (0.52)	0.8 (0.03)
BTPB-3	50	3.2 (0.13)	4.5 (0.18)	1.2 (0.05)	17.6 (0.69)	1 (0.04)
BTPB-4	30	4.8 (0.19)	6.5 (0.26)	1.8 (0.07)	24 (0.94)	1.2 (0.05)
BTPB-5	20	6 (0.24)	8.5 (0.33)	2.3 (0.09)	32.4 (1.28)	1.8 (0.07)
BTPB-6	10	9 (0.35)	11.8 (0.46)	3.4 (0.13)	41.4 (1.63)	1.8 (0.07)
BTPC-1	30	3.2 (0.13)	4.5 (0.18)	1.2 (0.05)	28.6 (1.13)	1 (0.04)
BTPC-2	25	3.8 (0.15)	5.4 (0.21)	1.4 (0.06)	34.3 (1.35)	1.2 (0.05)
BTPC-3	20	4.8 (0.19)	6.5 (0.26)	1.8 (0.07)	39 (1.54)	1.2 (0.05)
BTPC-4	15	6 (0.24)	8.5 (0.33)	2.3 (0.09)	52.7 (2.07)	1.8 (0.07)
BTPD-1	25	2.4 (0.09)	3.4 (0.13)	0.9 (0.04)	13.2 (0.52)	0.8 (0.03)
BTPD-2	25	3.2 (0.13)	4.5 (0.18)	1.2 (0.05)	17.6 (0.69)	1 (0.04)
BTPD-3	20	4.8 (0.19)	6.5 (0.26)	1.8 (0.07)	24 (0.94)	1.2 (0.05)
BTPE-1	25	2.4 (0.09)	3.4 (0.13)	0.9 (0.04)	16.5 (0.65)	0.8 (0.03)
BTPE-2	25	3.2 (0.13)	4.5 (0.18)	1.2 (0.05)	22 (0.87)	1 (0.04)
BTPE-3	20	4.8 (0.19)	6.5 (0.26)	1.8 (0.07)	30 (1.18)	1.2 (0.05)