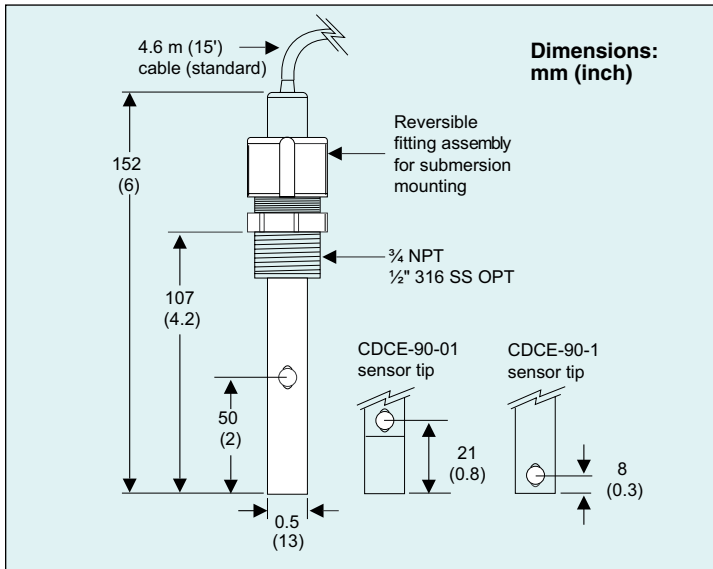




Conductivity Cells for CDCN-91, CDTX-90 and CDCN-5800 Series



CDCE-90-001, CDCE-90-01, CDCE-90-1

- Cell:
CDCE-90-001: 0.01
CDCE-90-01: 0.1
CDCE-90-1: 1.0
- Conductivity Range:
CDCE-90-001: 0.010 to 100 μS
 (10 $\text{K}\Omega$ to 100 $\text{M}\Omega$)
CDCE-90-01: 1 to 1000 μS
CDCE-90-1: 10 to 10,000 μS

Temperature Compensation: Pt1000
 Wetted Materials:

O-Rings: EPR
 Insulator Material: PTFE
 Electrodes: 316 SS
 Standard Fitting: Polypropylene

Maximum Pressure:
 6.9 bar (100 psi)
 Maximum Temperature:
 100°C (212°F)

Optional Fitting:
 316 SS 1/2 NPT
 Maximum Pressure:
 13.8 bar (200 psi)
 Maximum Temperature:
 120°C (248°F)



CDCE-90-10 (left),
 CDCE-90-20 (right),
 shown smaller
 than actual size.

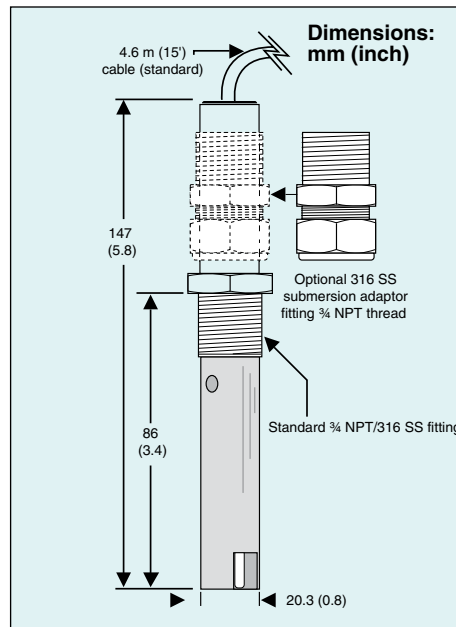


All shown
 smaller than
 actual size.

CDCE-90-001

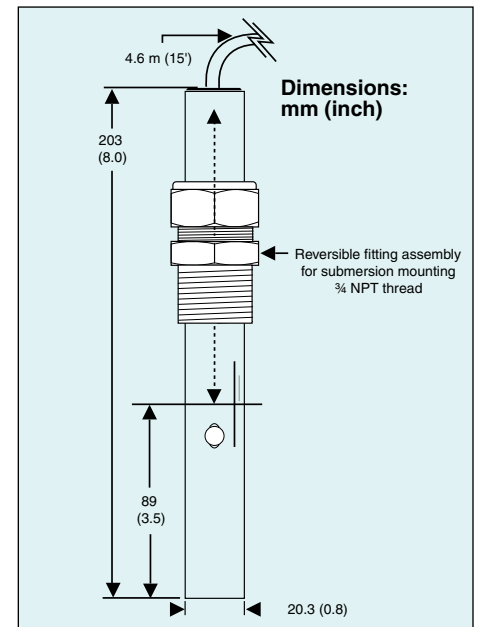
CDCE-90-01

CDCE-90-1



CDCE-90-10

- Cell Constant: 10.0
 Conductivity Range: 100 to 200,000 μS
 Temperature Compensation: Pt1000
 O-Ring: EPR
 Insulator Material: CPVC
 Electrodes: 316 SS
 Fitting Material: 316 SS
 Maximum Pressure/Temperature:
 100 psig @ 95°C (203°F)



CDCE-90-20

- Cell Constant: 20.0
 Conductivity Range: 200 to 400,000 μS
 Temperature Compensation: Pt1000
 O-Ring: EPR
 Insulator Material: PTFE
 Electrodes: 316 SS
 Fitting Material: 316 SS
 Maximum Pressure/ Temperature:
 100 psig @ 150°C (302°F)



**CDCE-90S-001, CDCE-90S-01,
CDCE-90S-1**

Cell:

- CDCE-90S-001: 0.01
- CDCE-90S-01: 0.1
- CDCE-90S-1: 1.0

Conductivity Range:

- CDCE-90S-001: 0.010 to 100 μ S
(10 K Ω to 100 M Ω)
- CDCE-90S-01: 1 to 1000 μ S
- CDCE-90S-1: 10 to 10,000 μ S

Tri-Grip™ Sanitary Fitting Size: 1, 1½, 2"

Temperature Compensation: Pt1000

Wetted Materials:

- O-Ring: EPR

Insulator Material: PTFE

Electrodes: 316 SS or titanium

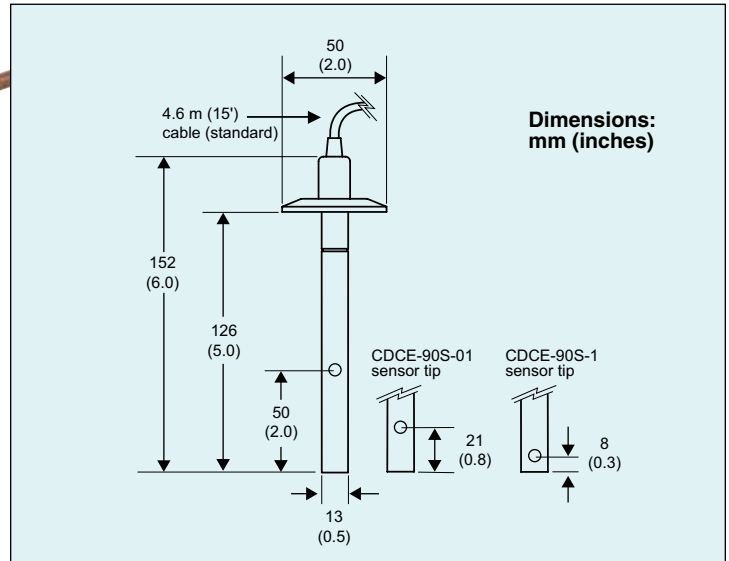
Tri-Grip™ Sanitary Fitting: 316 SS or titanium

Maximum Pressure: 6.9 bar (100 psi)

Maximum Temperature: 120°C (248°F)



CDCE-90S-001-S15,
shown smaller
than actual size.



Note: Dimension shown for 1 and 1½" Tri-Grip™ sanitary fittings.
Dimension for 2" Tri-Grip™ sanitary fitting is 64 mm (2.5")

To Order			
Model No.	Fitting	Cell Constant	Material
CDCE-90-001*	¾ NPT	0.01	316 SS
CDCE-90-01*	¾ NPT	0.1	316 SS
CDCE-90-1*	¾ NPT	1	316 SS
CDCE-90-10*	¾ NPT	10	316 SS
CDCE-90-20	¾ NPT	20	316 SS
CDCE-90S-001-S15	1.5" Tri-Grip™ sanitary	0.01	316 SS
CDCE-90S-1-S15	1.5" Tri-Grip™ sanitary	1	316 SS
CDCE-90S-001-S20	2.0" Tri-Grip™ sanitary	0.01	316 SS
CDCE-90S-01-S20	2.0" Tri-Grip™ sanitary	0.1	316 SS
CDCE-90S-1-S20	2.0" Tri-Grip™ sanitary	1	316 SS
CDCE-90S-001-T15	1.5" Tri-Grip™ sanitary	0.01	Titanium
CDCE-90S-01-T15	1.5" Tri-Grip™ sanitary	0.1	Titanium
CDCE-90S-1-T15	1.5" Tri-Grip™ sanitary	1	Titanium
CDCE-90S-001-T20	2.0" Tri-Grip™ sanitary	0.01	Titanium
CDCE-90S-01-T20	2.0" Tri-Grip™ sanitary	0.1	Titanium
CDCE-90S-1-T20	2.0" Tri-Grip™ sanitary	1	Titanium

* For extended cable add "-100" to model number, consult Sales for price.