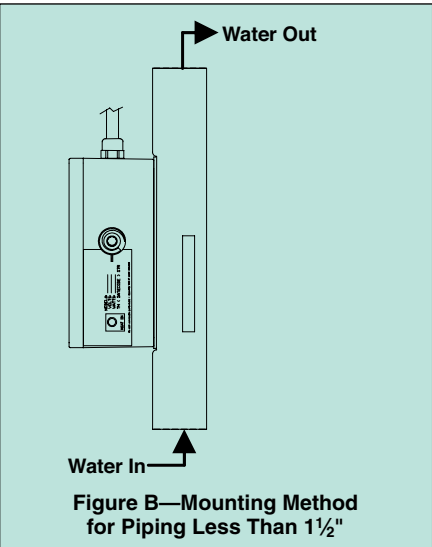
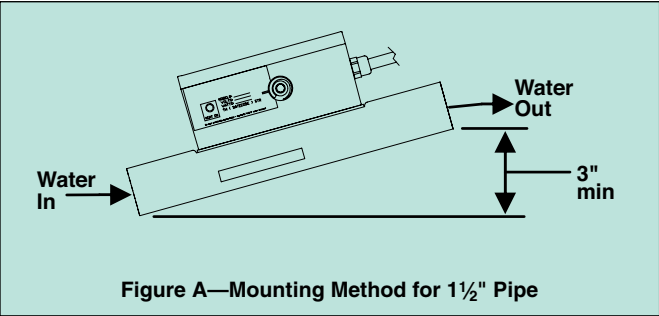


FTH SERIES HEATERS



FTH-6000-240 shown smaller than actual size.

TRODEKS®flow through heaters are designed primarily for providing heat that regulates liquid temperature from 32 to 88°C (90 to 190°F). The heaters have a titanium element that resists corrosion. The flow through tube is 381 mm (15") long and has 1 NPT female pipe connections and is available in 304 SS. The safety high limit trip point for the heater is 99°C (210°F). The 201 x 145 x 89 mm (7.9 x 5.7 x 3.5") enclosure is made of ABS plastic and is water resistant.



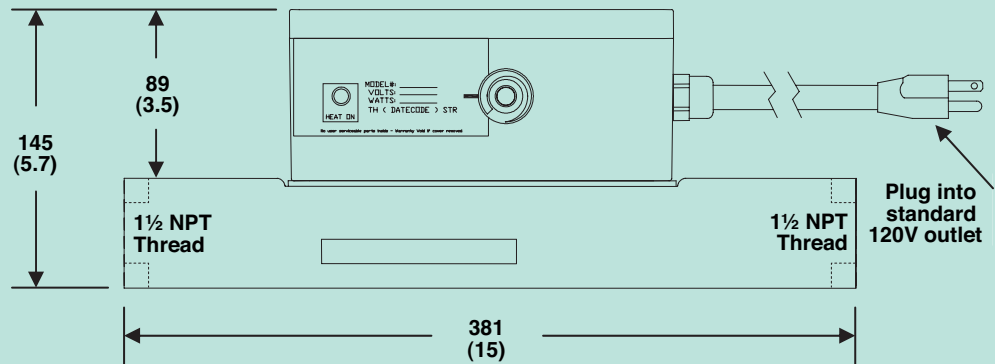
CAUTION AND WARNING!

- Not for use as a spa or hot tub heater
- Read all instructions before installation and operation
- Heater will fail if energized without proper fluid flow—15 GPM min
- Pump must be running and fluid flowing before turning on power to the heater
- Heater must be powered down for one to five minutes before turning off the pump and stopping fluid flow
- Bleed the system of any air before applying power to the heater
- Heaters failures due to insufficient flow or due to dry firing, the heater is not covered under warranty
- Heater should always be mounted so that the water outlet is elevated a minimum of 3" above the water inlet (see figure A)
- When using piping smaller than 1½", the heater is to be mounted in a vertical orientation. Fluid flow is to enter at the bottom and exit out the top (see figure B)
- Minimum connecting pipe diameter is ¾"
- Piping connections are to meet all local plumbing codes
- Electrical connections must be performed in accordance with articles 250 and 680 of the National Electric Code and by a qualified electrician

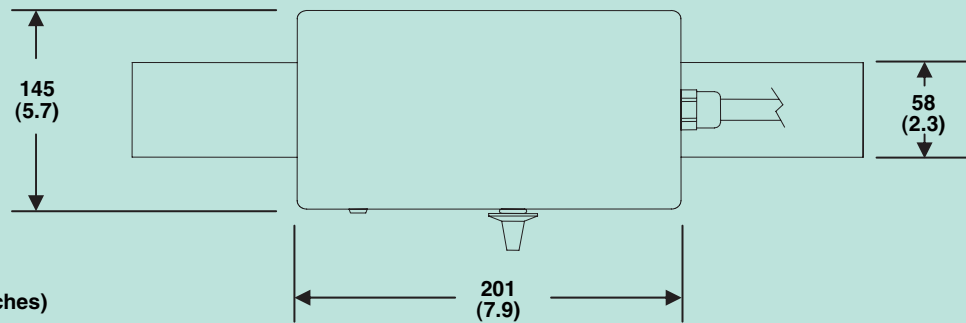
To Order				
Model No.	Wattage	Voltage	Phase	AMP Draw
FTH-1500-120	1500	120	1 Ø	12.5
FTH-2000-240	2000	240	1 Ø	8.3
FTH-3000-240	3000	240	1 Ø	12.5
FTH-4000-240	4000	240	1 Ø	16.7
FTH-5000-240	5000	240	1 Ø	20.8
FTH-6000-240	6000	240	1 Ø	25.0

Comes complete with operator's manual.
Ordering Examples: FTH-1500-120, flow through heater, 1.5 kW.
 FTH-2000-240, flow through heater, 2 kW.

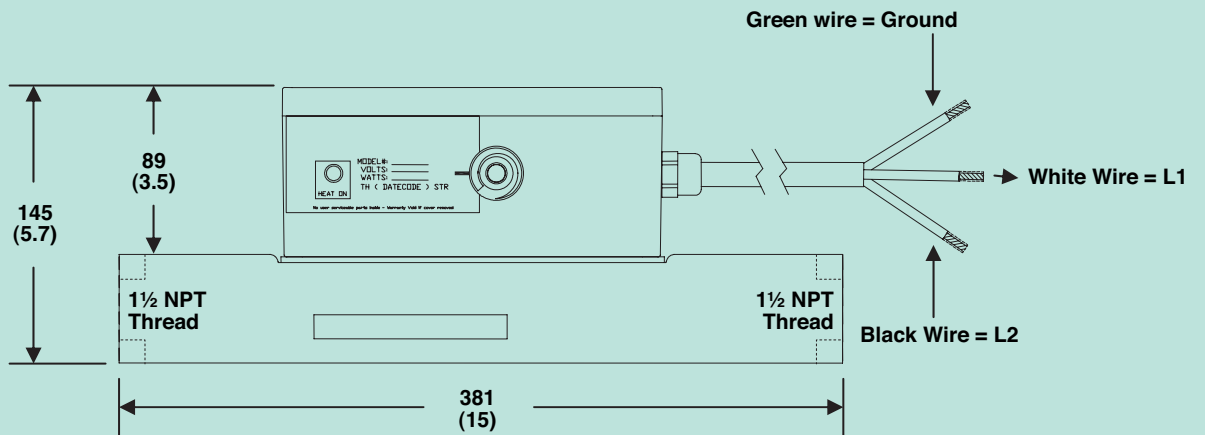
120V Unit Wiring Diagrams



Dimensions: mm (inches)



240V Unit Wiring Diagrams



Dimensions: mm (inches)

