

TAPT3200L

SMART PRESSURE TRANSMITTER

WITH DIAPHRAGM SEAL

Application Areas:

- *Nuclear*
- *Water & Wastewater*
- *Chemicals*
- *Petrochemical*
- *Oil & Gas*
- *Pulp & Paper*
- *Food & Beverage,*
- *Pharmaceutical*
- *Power*
- *Renewable Energy*
- *Alternate Fuel*



SMART PRESSURE TRANSMITTER

"TRODEKS Inc. (AAI) range of transmitters includes a complete range of "intelligent" high performance transmitters for Temperature, Gauge, Absolute, Vacuum & Differential pressure measurements for standalone monitoring and/or closed loop control applications. These "intelligent" microprocessor-based "Smart" transmitters features a two-wire loop powered 4 to 20mA current outputs with "Digital" HART as standard (Foundation Fieldbus optional) communication(s) for seamless integration with a host control system such as DCS, PLC, SCADA, AMS, PDM and/or a local Hand Held Communicator(HHC)."

Description of Product

The TAPT3200 series of smart transmitters have excellent stability, high accuracy and include features that facilitate easy installation, start up and minimum maintenance thereby lowering process downtime and overall cost of ownership in the long run.

TRODEKS transmitters are equipments with analog (4/20mA- 2 wire) and digital (HART or Foundation Fieldbus) communication protocols for seamless integration with a host Control System such as DCS, PLC, SCADA, AMS, PDM and/or Hand Held Communicator(HHC). Through Digital HART Protocol one can easily acquire process measured variable, configure and modify its various Parameters (Range, Tag Name and Damping ,Transfer , Function, Trimming).

These transmitters are equipped with an automatic temperature compensation function integrated into its advanced signal processing circuitry to ensure high reliability and performance corresponding to change of ambient temperature.



Features

- Superior Performance
- High Reference Accuracy : $\pm 0.075\%$ of Calibrated Span(without seal)
- Long-Term Stability
- Flexibility
- Data Configuration with HART Configurator
- Zero Point Adjustment
- Reliability
- Continuous Self-Diagnostic Function
- Automatic Ambient Temperature Compensation
- Fail-mode Process Function
- EEPROM Write Protection
- CE EMC Conformity Standards(EN5081-2, EN50082-2)

Function

- Flexible Sensor Input : GP, AP, Vacuum
- Various Output : 4 ~20mA , Digital Signals
- Setting Various Parameters : Zero/Span, Trim, Unit, Fail-mode, etc
- Self Diagnostic Function : Sensor, Memory
- A/D Converter, Power, etc
- Digital Communication with HART protocol
- Explosion-proof Approval & Intrinsic Safety Approval : KOSHA, KTL

SMART PRESSURE TRANSMITTER

TRUE SMART

The heart of TRODEKS smart transmitter is a microprocessor-based high performance module. In addition, each transmitter is ambient temperature characterized using state-of-art technologies to ensure maximum transmitter accuracy and minimized drift over a wide range of operating temperatures.

On integrated sensor models such as in TAPT3200 series transmitters the characteristics data of its sensor are stored in internal non-volatile EEPROM to minimize measuring error. On non sensor transmitter models such as TATT2100 temperature transmitters, it has a linearization table built in wherein user can modify the various necessary values in field per the added temperature sensor (RTD or T/C) characteristics to get better accuracy from the overall measurement system. Its integral microprocessor module then automatically converts the required value referring to the customized linearization table.

All transmitters include advanced self diagnostic functions for detecting any malfunctions of sensor and/or fault of A/D converter, internal memory and microprocessor. All diagnostic/error status is transmitted to a connected Master by analog current signal (fail mode current 3.75mA or 22mA) or digital HART (or FF) communication.

The transmitters have Last Value Status (L V S) function for safety of instrumentation. When the sensor input occurs in abnormal status, output is fixed to the previous value and when the recovery to normal status, output is updated to the current value. If abnormal status of sensor continues during the defined interval, the fault is recognized as a sensor failure & reported accordingly for corrective action.

OPEN ARCHITECTURE

Using a Device Master (AMS, PMD etc) or a hand-held terminal, PC configuration program or HART Compatible DCS, PLC or SCADA the user can change, modify and review parameters of smart transmitter through HART communication. There functions provide convenience for your calibration and maintenance practice.

FIELD PROGRAMMABLE

All TRODEKS transmitter have a fully programmable front panel from which users can directly input values (e.g. range, zero/span, sensor type, thermocouples, RTD and mV and automatic temperature compensation) to reduce cost of installation and commissioning eliminating need of a additional configuration tools.

Stable Measurable Accurate Reliable Transmitters

SMART PRESSURE TRANSMITTER

Electronics Module

The Electronics module consists of a circuit board sealed in an enclosure. There is a MCU module, a power module, an analog module, a LCD module and a terminal module included within the transmitter.

The MCU modules acquire the digital value from the analog module and apply correction coefficients selected from EEPROM. The output section of the power module converts the digital signal to a 4~20 mA output. The MCU module communicates with the HART-based Configurator or Control Systems such as DCS. The Power modules have a DC-to-DC Power conversion circuit and an Input/output isolation circuit. An optional LCD module plugs into the MCU module and displays the digital output in user-configured unit.

Sensor Inputs

The model TAPT3200 is available in an absolute pressure sensor of a piezo-resistive type and measures absolute pressure.

The sensor module converts the capacitance or the resistance to the digital value. The MCU module calculates the process pressure based on the digital value.

The sensor modules include the following features

- +/-0.075% accuracy, the most accurate sensor in the industry.
- The software of the transmitter compensates for the thermal effects, improving performance.
- Precise Input Compensation during operation is achieved with temperature and pressure correction coefficients that are characterized over the range the transmitter and stored in the sensor module EEPROM memory.

- EEPROM stores sensor information and correction coefficients separately from MCU module, allowing for easy repair, reconfiguration and replacement

Basic Setup

TATP3200 Pressure transmitter can be easily configured from any host that supports the HART protocol.

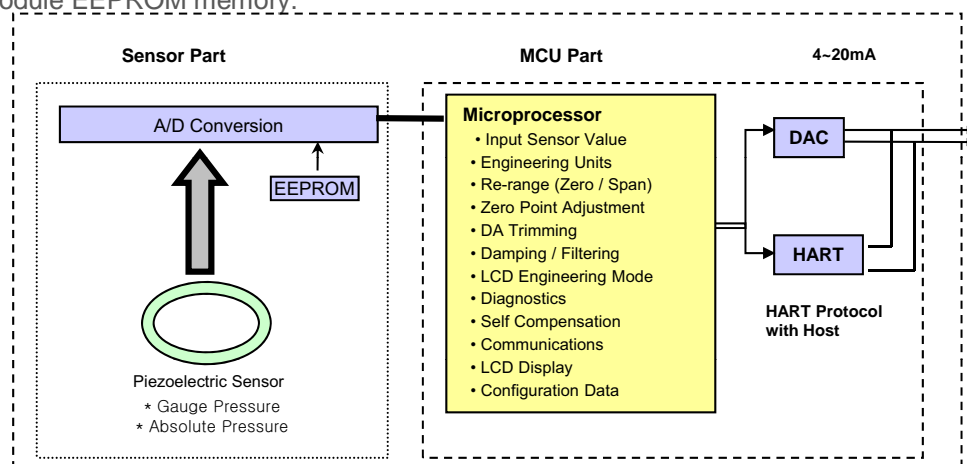
- Operational Parameters
- Operational Parameters.
- 4~20mA Points (Zero/Span)
- Engineering Units
- Damping Time: 0.25 ~ 60 sec
- Tag: 8 alphanumeric characters
- Descriptor: 16 characters
- Message: 32 characters.
- Date: day/month/year

Calibration and Trimming

- Lower/Upper Range (zero/span)
- Sensor Zero Trimming
- Zero Point Adjustment
- DAC Output Trimming
- Transfer Function
- Self-Compensation

Self-Diagnosis and Others

- CPU & Analog Module Fault Detection
- Communication Error
- Fail-mode Handling
- LCD Indication
- Temperature Measurement of Sensor Module



SMART PRESSURE TRANSMITTER

General Specifications

1) Diaphragm Sealed Sensor Range (Rangeability: 20: 1)

Range	Code	kPa
Low	4	-100 ~ 1000
Medium	5	0 ~ 5000
High	6	0 ~ 20000

2) Electrical Specifications

Power Supply	11.9 ~ 45 V dc	Output Signal	4 ~ 20 mA dc/HART
HART loop resistance	250 ~ 550 ohm	Isolation	500 Vrms (707V DC)

3) Performance Specifications (without seal)

Reference Accuracy	$\pm 0.075\%$ of Span ($0.2URL \leq \text{Span} \leq URL$) $\pm [0.05 + 0.005 \times (URL/\text{Span})]\%$ of Span $(0.05URL \leq \text{Span} < 0.2 URL)$	Operating Temp.	-40 ~ +85°C
		LCD Meter Operating Temp.	-30 ~ +80°C
		Humidity Limit	5% ~ 98% RH
Ambient Temp. Effect	$\pm [0.025\%URL + 0.125\%\text{Span}]/28^\circ\text{C}$	Process Temp. Limit	-40 ~ +205°C
Stability	$\pm 0.1\%$ URL for 12 Months	Power Supply Effects	$\pm 0.005\%$ of Span per Volt
Static Pressure Effects	$\pm 0.1\%$ of URL per 7Mpa (Zero Error) $\pm 0.2\%$ of Reading per 7Mpa (Span Error)	Mounting Position Effects	· Zero Shift up to 350Pa
			· No Span Effect

4) Physical Specifications

Isolating Diaphragm	316L SST	Process Connection Size	1/2" - 14 NPT
Electronic Housing	Aluminum	Diaphragm Seal (Flush/Extended)	2" or 3"/3" or 4"
Weight(Only Transmitter)	1.7Kg	Electrical Connections	1/2" - 14 NPT with M4
		2" Pipe Stanchion Type bracket	Angel or Flat type

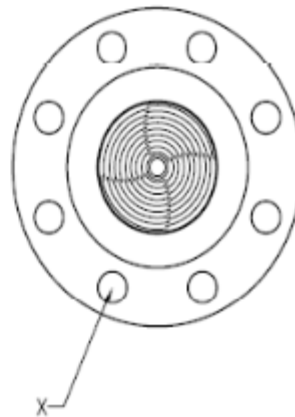
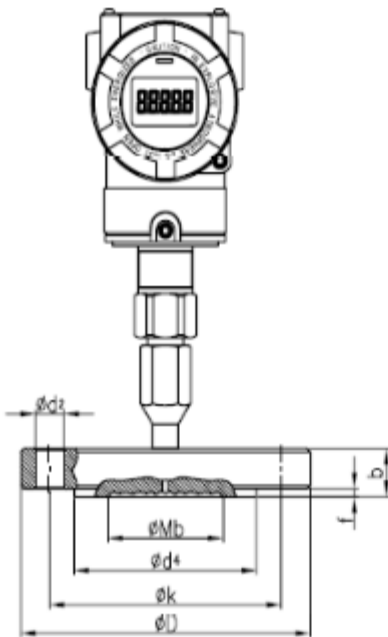
5) Hazardous Location Certifications - Option

International Approval	Flameproof approval: Ex d IIC T6 (KOSHA) Intrinsic Safety Approval: Ex ia IIC T5 (KTL) CSA Explosion proof Approval FM Explosion proof Approval ATEX Flame proof Approval
------------------------	---

SMART PRESSURE TRANSMITTER

TAPT3200LFD

Flush Diaphragm Seal and Direct Mount Type Transmitter



Flange Size: 80mm (3 inch)

Flange Rating	Mb	D	b	d2	k	f	d4	x
ANSI Class 150	89	190	24	20	152.5	2	127	4
ANSI Class 300		210	29	22	168.5		127	8
JIS 10 K	89	185	18	19	150	2	126	8
JIS 20 K		200	22	23	160		132	
DIN PN 10/6	89	200	20	18	160	2	138	8
DIN PN 25/40			24					

Flange Size: 50mm (2 inch)

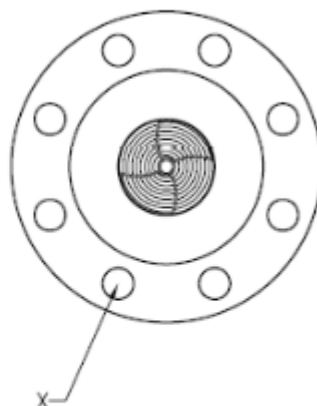
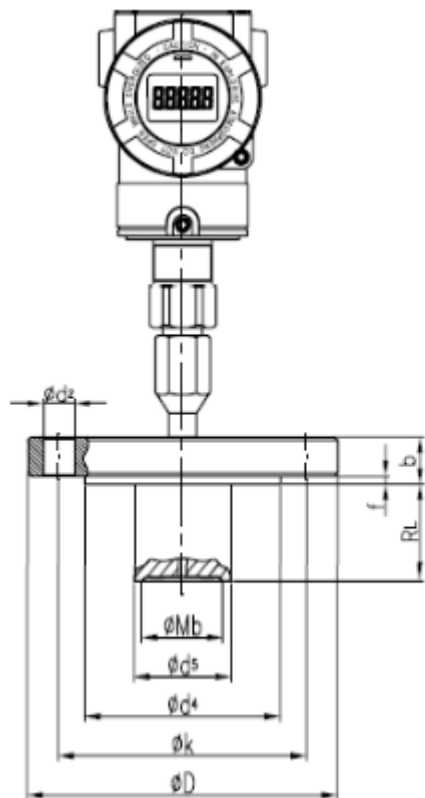
Flange Rating	Mb	D	b	d2	k	f	d4	x
ANSI Class 150	59	150	20	20	120.5	2	92	4
ANSI Class 300		165	22.5		127			8
JIS 10 K	59	155	16	19	120	2	96	4
JIS 20 K			18					8
DIN PN 10/6	59	165	20	18	125	2	102	4
DIN PN 25/40								

SMART PRESSURE TRANSMITTER

MODEL NO.	Code	Description	
TAPT3200	-LFD	Flush Diaphragm Seal and Direct Mount type Transmitter	
Ranges	4	-100 to 1500kPa	
	5	0 to 5000kPa	
	6	0 to 25000kPa	
	X	Special	
Mounting Flange Size/Material	S2	2-inch (50mm)	SST
	S3	3-inch (80mm)	SST
	XX	Special	
Mounting Flange Rating	A1	ANSI Class 150	
	A2	ANSI Class 300	
	J1	JIS 10K	
	J2	JIS 20K	
	D1	DIN PN 10/16	
	D2	DIN PN 25/40	
	XX	Special	
Wetted Parts Material Diaphragm/Others		DIAPHRAGM	OTHERS
	S	316L SST	316L SST
	PT	PTFE + 316L SST	316L SST
	H	Hastelloy C-276	316L SST
	T	Tantalum	316L SST
	X	Special	Special
Fill Fluid	2	D.C.Silicon 200	-40 to 205 °C (-40 to 400 °F)
	7	D.C.Silicon 704	15 to 205 °C (60 to 400 °F)
	X	Special	
Materials of Construction	SS	FLANGE	VENT/DRAIN VALVE
		316L SST	316L SST
		ELECTRICAL CONNECTION	MATERIAL
Electrical Connection	1	½-14 NPT	Epoxy Coated – Aluminum
	2	G½	Epoxy Coated - Aluminum
	X	Special	
Hazardous Locations Certifications	K0	Maker Standard (Waterproof : IP67)	
	K1	KOSHA Flameproof Approval : Ex d IIC T6	
	K2	KTL Intrinsic Safety Approval : Ex ia IIC	
	*E1	ATEX(KEMA)Flameproof	
	*E2	ATEX(KEMA) Intrinsic Safety	
	*F1	FM/FMC Explosion proof (for USA & Canada)	
	*F2	FM Intrinsic Safety	
	M1	LCD Indicator	
	K	Oil Free Finish	
	LP	Lighting Protector (Internal Type)	
	X	Special Order	

SMART PRESSURE TRANSMITTER

For Extended Diaphragm Seal and
Direct Mount Type Transmitter



TAPT3200LED

Flange Rating	Mb	D	b	d2	k	f	d4	d5	x
ANSI Class 150	72	190	24	20	152.5	1.6	127	76	4
ANSI Class 300		210	29	22	168.5				8
JIS 10K	72	185	18	19	150	2	126	76	8
JIS 20K		200	22	23	160		132		
DIN PN 10/16	72	200	20	18	160	2	138	76	8
DIN PN 25/40			14						

Flange Size: 50mm (2 inch)

Flange Rating	Mb	D	b	d2	k	f	d4	d5	x
ANSI Class 150	47	150	20	20	120.5	2	92	48.3	4
ANSI Class 300		165	22.5		127				8
JIS 10K	47	155	16	19	120	2	96	48.3	4
JIS 20K			18						8
DIN PN 10/16	47	165	20	18	125	2	102	48.3	4
DIN PN 25/40									

Diaphragm Extension Length Code	R _L
5	50 mm (2 inch)
10	100 mm (4 inch)
15	150 mm (6 inch)

SMART PRESSURE TRANSMITTER

Model No.	Code	Description	
TAPT3200	-LED	<i>Extended Diaphragm Seal and Direct Mount type Transmitter</i>	
Ranges	4	<i>-100 to 1500kPa</i>	
	5	<i>0 to 5000kPa</i>	
	6	<i>0 to 25000kPa</i>	
	X	<i>Special</i>	
Mounting Flange Size/Material	S2	<i>2-inch (50mm)</i>	<i>SST</i>
	S3	<i>3-inch (80mm)</i>	<i>SST</i>
	XX	<i>Special</i>	
Mounting Flange Rating	A1	<i>ANSI Class 150</i>	
	A2	<i>ANSI Class 300</i>	
	J1	<i>JIS 10K</i>	
	J2	<i>JIS 20K</i>	
	D1	<i>DIN PN 10/16</i>	
	D2	<i>DIN PN 25/40</i>	
Extension Length	XX	<i>Special</i>	
	05	<i>50 mm(2in.)</i>	
	10	<i>100mm(4in.)</i>	
	15	<i>150mm(6in.)</i>	
	XX	<i>Special</i>	
		DIAPHRAGM	OTHERS
Wetted Parts Material Diaphragm/Others	S	<i>316L SST</i>	<i>316L SST</i>
	PT	<i>PTFE + 316L SST</i>	<i>316L SST</i>
	H	<i>Hastelloy C-276</i>	<i>316L SST</i>
	T	<i>Tantalum</i>	<i>316L SST</i>
	X	<i>Special</i>	<i>Special</i>
Fill Fluid		FILL FLUID	TEMPERATURE LIMITS
	2	<i>D.C.Silicon 200</i>	<i>-40 to 205 °C (-40 to 400 °F)</i>
	7	<i>D.C.Silicon 704</i>	<i>15 to 205 °C (60 to 400 °F)</i>
	X	<i>Special</i>	
Materials of Construction	SS	FLANGE	VENT/DRAIN VALVE
		<i>316L SST</i>	<i>316L SST</i>
		<i>without Process Adapter (1/4-18 NPT on the cover flange)</i>	
	N	<i>with 1/2 -14 NPT Process Adapter(316SST)</i>	
Low Side	X	<i>Special</i>	
		ELECTRICAL CONNECTION	MATERIAL
	1	<i>½- 14 NPT</i>	<i>Epoxy Coated – Aluminum</i>
	2	<i>G½</i>	<i>Epoxy Coated - Aluminum</i>
Electrical Connection	X	<i>Special</i>	

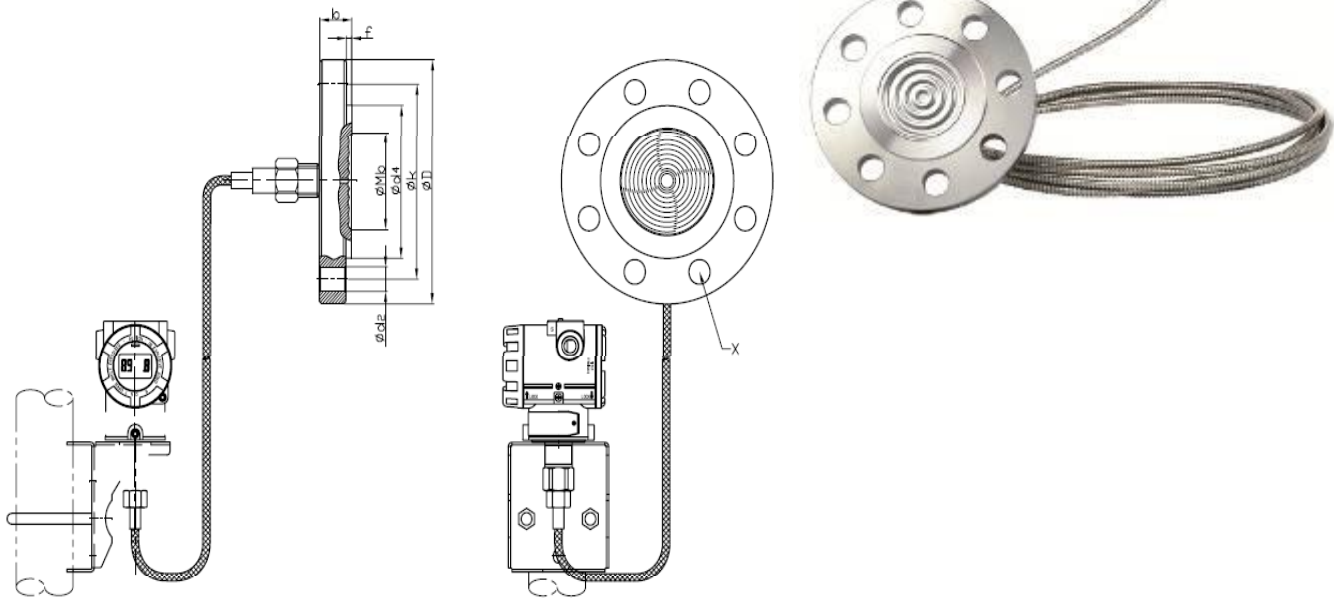
SMART PRESSURE TRANSMITTER

Hazardous Locations Certifications	K0	<i>Maker Standard (Waterproof : IP67)</i>
	K1	<i>KOSHA Flameproof Approval : Ex d IIC T6</i>
	K2	<i>KTL Intrinsic Safety Approval : Ex ia IIC</i>
	*E1	<i>ATEX(KEMA)Flameproof</i>
	*E2	<i>ATEX(KEMA) Intrinsic Safety</i>
	*F1	<i>FM/FMC Explosion proof (for USA & Canada)</i>
	*F2	<i>FM Intrinsic proof</i>
	M1	<i>LCD Indicator</i>
	LP	<i>Lighting Protector (Internal Type)</i>
	K	<i>Oil Free Finish</i>
	X	<i>Special Order</i>

SMART PRESSURE TRANSMITTER

TAPT3200LFS

Flush Diaphragm Seal and Capillary Type Transmitter



Flange Size: 80mm (3 inch)

Flange Rating	Mb	D	b	d2	k	f	d4	x
ANSI Class 150	89	190	24	20	152.5	2	127	4
ANSI Class 300		210	29	22	168.5		127	8
JIS 10 K	89	185	18	19	150	2	126	8
JIS 20 K		200	22	23	160		132	
DIN PN 10/6	89	200	20	18	160	2	138	8
DIN PN 25/40			24					

Flange Size: 50mm (2 inch)

Flange Rating	Mb	D	b	d2	k	f	d4	x
ANSI Class 150	59	150	20	20	120.5	2	92	4
ANSI Class 300		165	22.5		127			8
JIS 10 K	59	155	16	19	120	2	96	4
JIS 20 K			18					8
DIN PN 10/6	59	165	20	18	125	2	102	4
DIN PN 25/40								

SMART PRESSURE TRANSMITTER

MODEL NO. TAPT3200	Code	Description	
Ranges	-LFS	Flush Diaphragm Seal and Capillary Type Transmitter	
	4	-100 to 1500kPa	
	5	0 to 5000kPa	
	6	0 to 25000kPa	
	X	Special	
Mounting Flange Size/Material	S2	2-inch (50mm)	SST
	S3	3-inch (80mm)	SST
	XX	Special	
Mounting Flange Rating	A1	ANSI Class 150	
	A2	ANSI Class 300	
	J1	JIS 10K	
	J2	JIS 20K	
	D1	DIN PN 10/16	
	D2	DIN PN 25/40	
	XX	Special	
		DIAPHRAGM	OTHERS
Wetted Parts Material Diaphragm/Others	S	316L SST	316L SST
	PT	PTFE + 316L SST	316L SST
	H	Hastelloy C-276	316L SST
	T	Tantalum	316L SST
	X	Special	Special
Fill Fluid		FILL FLUID	TEMPERATURE LIMITS
	2	D.C.Silicon 200	-40 to 205 °C (-40 to 400 °F)
	7	D.C.Silicon 704	15 to 205 °C (60 to 400 °F)
	X	Special	
Capillary Length(m)		Capillary Length from 1to 12m (3m: 03)	
Materials of Construction	SS	FLANGE	VENT/DRAIN VALVE
		316L SST	316L SST
Electrical Connection	1	ELECTRICAL CONNECTION	MATERIAL
		½-14 NPT	Epoxy Coated – Aluminum
	2	G½	Epoxy Coated - Aluminum
	X	Special	

SMART PRESSURE TRANSMITTER

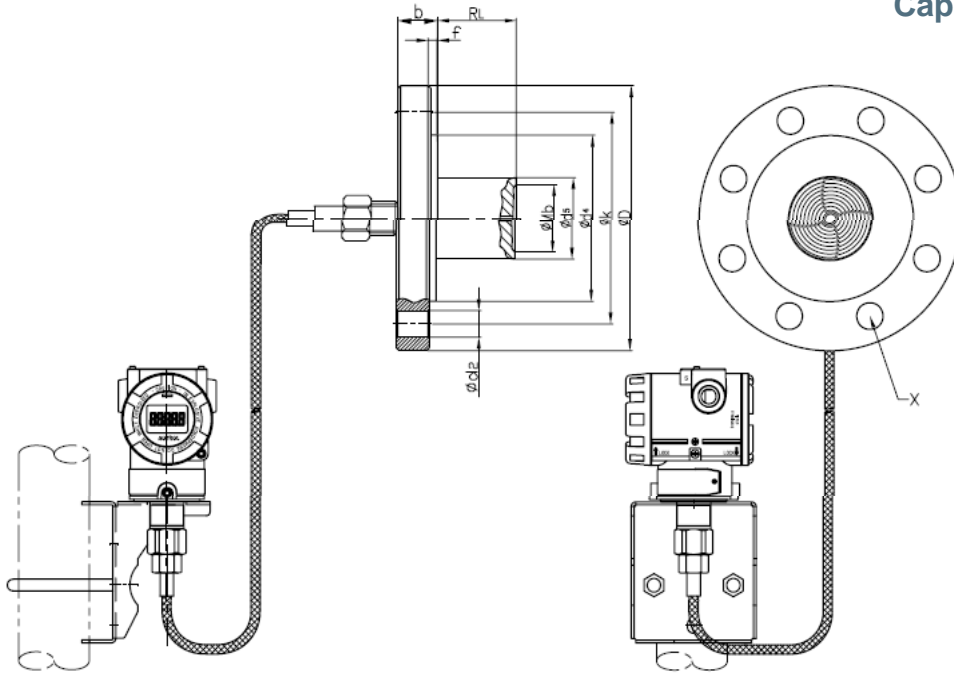
Hazardous Locations Certifications	K0	Maker Standard (Waterproof : IP67)
	K1	KOSHA Flameproof Approval : Ex d IIC T6
	K2	KTL Intrinsic Safety Approval : Ex ia IIC
	*E1	ATEX(KEMA)Flameproof
	*E2	ATEX(KEMA) Intrinsic Safety
	*F1	FM Explosion proof
	*F2	FM/FMC Intrinsic proof (for USA & Canada)
	M1	LCD Indicator
	LP	Lighting Protector (Internal Type)
	K	Oil Free Finish
	BA	Stainless Steel Bracket(Angle Type) with SST Bolts
	BF	Stainless Steel Bracket(Flat Type) with SST Bolts
	X	Special Order

Note 1: Specify Draft Range, Absolute (small pressure and vacuum) and Items marked “ * ” before order.

SMART PRESSURE TRANSMITTER

TAPT3200LES

Extended Diaphragm Seal and
Capillary Type Transmitter



Flange Size: 80mm (3 inch)

Flange Rating	Mb	D	b	d2	k	f	d4	d5	x
ANSI Class 150	72	190	24	20	152.5	1.6	127	76	4
ANSI Class 300		210	29	22	168.5				8
JIS 10K	72	185	18	19	150	2	126	76	8
JIS 20K		200	22	23	160		132		
DIN PN 10/16	72	200	20	18	160	2	138	76	8
DIN PN 25/40			14						

Flange Size: 50mm (2 inch)

Flange Rating	Mb	D	b	d2	k	f	d4	d5	x
ANSI Class 150	47	150	20	20	120.5	2	92	48.3	4
ANSI Class 300		165	22.5		127				8
JIS 10K	47	155	16	19	120	2	96	48.3	4
JIS 20K			18						8
DIN PN 10/16	47	165	20	18	125	2	102	48.3	4
DIN PN 25/40									

Diaphragm Extension Length Code	R _L
5	50 mm (2 inch)
10	100 mm (4 inch)
15	150 mm (6 inch)

SMART PRESSURE TRANSMITTER

MODEL NO.	Code	Description	
TAPT3200	LES	Extended Diaphragm Seal and Capillary Type Transmitter	
Ranges	4	-100 to 1500kPa	
	5	0 to 5000kPa	
	6	0 to 25000kPa	
	X	Special	
Mounting Flange Size/Material	S2	2-inch (50mm)	SST
	S3	3-inch (80mm)	SST
	XX	Special	
Mounting Flange Rating	A1	ANSI Class 150	
	A2	ANSI Class 300	
	J1	JIS 10K	
	J2	JIS 20K	
	D1	DIN PN 10/16	
	D2	DIN PN 25/40	
	XX	Special	
	05	50 mm(2in.)	
Extension Length	10	100mm(4in.)	
	15	150mm(6in.)	
	XX	Special	
		DIAPHRAGM	OTHERS
	S	316L SST	316L SST
Wetted Parts Material Diaphragm/Others	PT	PTFE	316L SST
	H	Hastelloy C-276	316L SST
	T	Tantalum	316L SST
	X	Special	Special
Fill Fluid		FILL FLUID	TEMPERATURE LIMITS
	2	D.C.Silicon 200	-40 to 205 °C (-40 to 400 °F)
	7	D.C.Silicon 704	15 to 205 °C (60 to 400 °F)
	X	Special	
		Capillary Length from 1to 12m (3m: 03)	
Capillary Length (m)		FLANGE	VENT/DRAIN VALVE
		316L SST	316L SST
		ELECTRICAL CONNECTION	MATERIAL
		1	½-14 NPT
Materials of Construction		2	G½
		X	Special
		1	Epoxy Coated – Aluminum
Electrical Connection		2	Epoxy Coated - Aluminum
		X	Special

SMART PRESSURE TRANSMITTER

Hazardous Locations Certifications	K0	Maker Standard (Waterproof : IP67)
	K1	KOSHA Flameproof Approval : Ex d IIC T6
	K2	KTL Intrinsic Safety Approval : Ex ia IIC
	*E1	ATEX(KEMA)Flameproof
	*E2	ATEX(KEMA) Intrinsic Safety
	*F1	FM/FMC Explosion proof (for USA & Canada)
	*F2	FM Intrinsic proof
	M1	LCD Indicator
	LP	Lighting Protector (Internal Type)
	K	Oil Free Finish
	BA	Stainless Steel Bracket(Angle Type) with SST Bolts
	BF	Stainless Steel Bracket(Flat Type) with SST Bolts
	X	Special Order

Note 1: Specify Draft Range, Absolute (small pressure and vacuum) and Items marked “*” before order.