

Model H

All Stainless Steel
(except dial)
Head 2.37" O.D.

Model H
\$42
With 6" Stem



Shown smaller than actual size.



To order H, specify*: Model - Range - Stem Length - Mounting

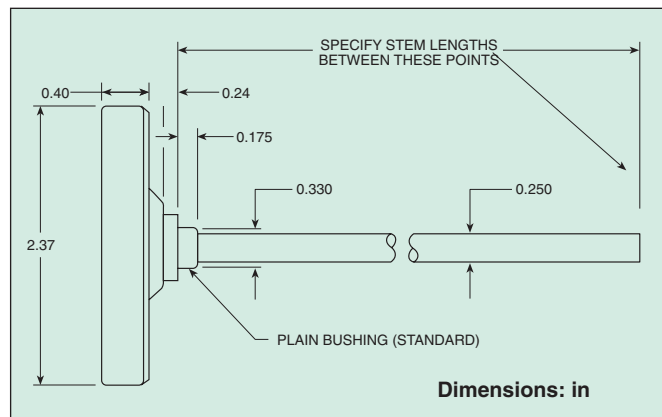

Ordering Examples: H-0-100F-9-PLAIN, Model H with 0 to 100°F range, 9" stem and plain bushing, \$45.

External mounting bracket available, \$6. Reset bushing now available, consult Sales Department.

H-0-250F-21/2-1/2, model H with 0 to 250°F range, 2 1/2" stem and 1/2 NPT mounting, \$46.

H-0-50C-4-3/8, model H with 0 to 50°C range, 4" stem and 3/8 NPT mounting, \$46.

* For stem lengths and pricing, see page E-12.



Ranges
and
°Divisions

**MOST POPULAR
MODELS HIGHLIGHTED!**

Fahrenheit	
Range	Div
*25 to 125°F	1°
-100 to 100°F	2°
-80 to 120°F	2°
-40 to 160°F	2°
0 to 200°F	2°
0 to 250°F	2°
20 to 240°F	2°
50 to 300°F	2°
50 to 500°F	5°
100 to 800°F	10°
150 to 750°F	10°
200 to 1000°F	10°
-50 to 300°F	10°
0 to 220°F	10°
50 to 550°F	10°
50 to 650°F	10°

Celsius	
Range	Div
-50 to 50°C	1°
-50 to 100°C	2°
-40 to 70°C	1°
0 to 100°C	1°
-10 to 110°C	1°
-20 to 120°C	1°
*0 to 50°C	1°
0 to 150°C	1°
0 to 300°C	5°
0 to 400°C	5°
50 to 400°C	5°
100 to 500°C	5°
0 to 200°C	5°

* Minimum stem length 4".

Dual	
Range	Div
50 to 500°F	2°
10 to 260°C	1°
200 to 1000°F	2°
100 to 500°C	2°
-100 to 100°F	2°
-70 to 40°C	2°
50 to 300°F	2°
10 to 150°C	2°
0 to 250°F	2°
-20 to 120°C	5°
-40 to 160°F	10°
-40 to 70°C	10°
20 to 240°F	2°
-10 to 115°C	1°
*25 to 125°F	2°
-5 to 50°C	1°

Lab and Test Thermometers Models GL and HL

Heads: GL-1.73" O.D.
HL-2.37" O.D. 8" Stem



Made entirely of Stainless Steel (except dial). Ideal for lab or testing air, asphalt, babbitt, cement, chemicals, food, water, waste, etc. Only available in 8" stem length as plain, no threads, no options. Clear, easy to read.

To order GL and HL, specify: Model - Range

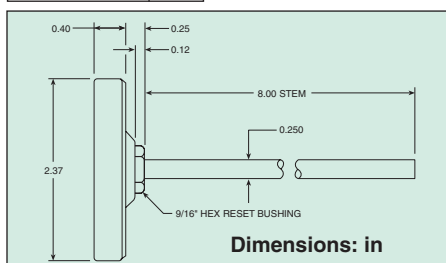
Ordering Examples: GL-0-200F, model GL with 0 to 200°F range, \$39. Reset bushing standard. Pointed stem available, add "-PS" and \$4 to price.

HL-0-400C, model HL with 0 to 400°C range, 8" stem and plain bushing, \$42.

"GL" Ranges and °Divisions

Fahrenheit		Celsius	
Range	Div	Range	Div
25 to 125°F	1°	-50 to 50°C	1°
-100 to 100°F	2°	-50 to 100°C	2°
-40 to 160°F	2°	-40 to 70°C	1°
0 to 200°F	2°	0 to 100°C	2°
0 to 250°F	2°	-10 to 110°C	1°
20 to 240°F	2°	-20 to 120°C	1°
50 to 300°F	2°	0 to 50°C	1°
50 to 500°F	5°	0 to 150°C	1°
100 to 800°F	10°	0 to 300°C	5°
150 to 750°F	10°	0 to 400°C	5°
200 to 1000°F	10°	50 to 400°C	5°
0 to 220°F	10°	0 to 200°C	5°
-50 to 300°F	10°		

Dual	
Range	Div
0 to 200°F	2°
-10 to 90°C	2°
50 to 500°F	2°
10 to 260°C	2°
200 to 1000°F	2°
100 to 500°C	1°
-100 to 100°F	2°
-70 to 40°C	2°
-40 to 160°F	5°
-40 to 70°C	5°
20 to 240°F	10°
-10 to 115°C	10°
25 to 125°F	10°
-5 to 50°C	10°
50 to 300°F	10°
10 to 150°C	10°



"HL" Ranges
and °Divisions

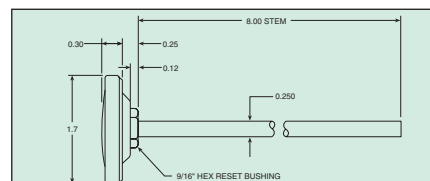
**MOST POPULAR
MODELS HIGHLIGHTED!**

Fahrenheit	
Range	Div
25 to 125°F	1°
-100 to 100°F	2°
-80 to 120°F	2°
-40 to 160°F	2°
0 to 200°F	2°
0 to 250°F	2°
20 to 240°F	2°
50 to 300°F	2°
50 to 500°F	5°
100 to 800°F	10°
150 to 750°F	10°
200 to 1000°F	10°
-50 to 300°F	10°
0 to 220°F	10°
50 to 550°F	10°
50 to 650°F	10°

Celsius	
Range	Div
-50 to 50°C	1°
-50 to 100°C	2°
-40 to 70°C	1°
0 to 100°C	1°
-10 to 110°C	1°
-20 to 120°C	1°
*0 to 50°C	1°
0 to 150°C	1°
0 to 300°C	5°
0 to 400°C	5°
50 to 400°C	5°
100 to 500°C	5°
0 to 200°C	5°

* Minimum Stem Length - 4"

Dual	
Range	Div
50 to 500°F	2°
10 to 260°C	1°
200 to 1000°F	2°
100 to 500°C	2°
-100 to 100°F	2°
-70 to 40°C	2°
50 to 300°F	2°
10 to 150°C	2°
0 to 250°F	5°
-20 to 120°C	5°
-40 to 160°F	10°
-40 to 70°C	10°
20 to 240°F	2°
-10 to 115°C	1°
25 to 125°F	2°
-5 to 50°C	1°



Dimensions: in