

# MINIATURE UNIVERSAL LOAD CELLS

## STUD MOUNT STYLE, 25 mm (1") TO 35 mm (1.38") DIAMETER

### STANDARD AND METRIC MODELS

**Tension/Compression**  
**Calibrated in Tension**  
**0-50 lb to 0-10,000 lb**  
**0-22 kg to 0-4537 kg**  
**0-100 to 0-50,000 N**

## LC202/LCM202 Series



- ✓ Miniature Package for Test Stands and Difficult Locations
- ✓ Heavy-Duty Construction
- ✓ Dual Mounting Studs for Easy Installation
- ✓ 5-Point Calibration

TRODEX's LC202/LCM202 Series compact load cells have ranges of 50 to 10,000 lb and accuracy of 0.25%. The all stainless steel construction and rugged design ensure long life in industrial and commercial applications.

### SPECIFICATIONS

**Excitation:** 10 Vdc, 15 Vdc max

**Output:** 2 mV/V nominal

**Accuracy:**  $\pm 0.25\%$  FSO linearity, hysteresis, repeatability combined

#### 5-Point Calibration:

0%, 50%, 100%, 50%, 0%

**Zero Balance:**  $\pm 2\%$  FSO

**Operating Temp Range:**

-54 to 121°C (-65 to 250°F)

**Compensated Temp Range:**

16 to 71°C (60 to 160°F)

**Thermal Effects:**

**Zero:** 0.009% FSO/°C

**Span:** 0.009% FSO/°C

**Safe Overload:** 150% of capacity

**Ultimate Overload:** 300% of capacity

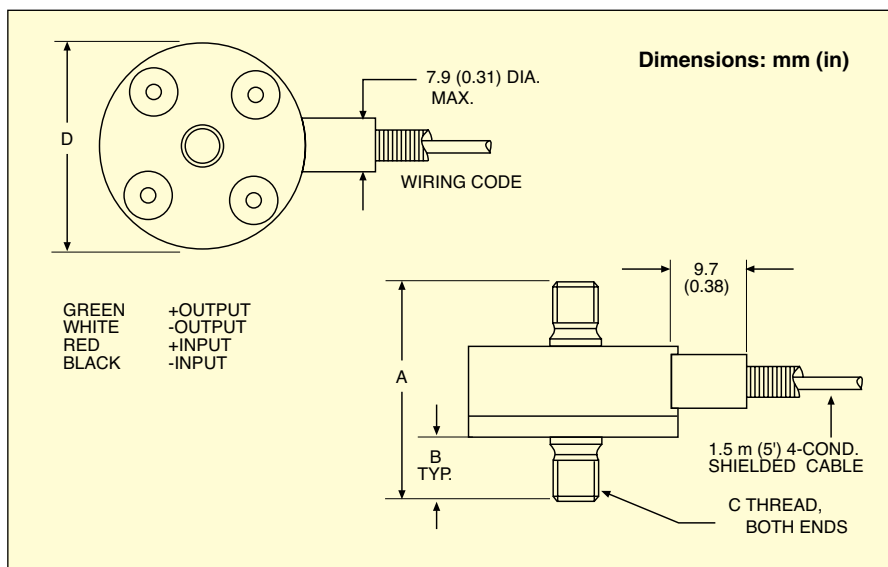

**Input Resistance:** 360  $\Omega$  minimum

**Output Resistance:** 350  $\pm 10 \Omega$

**Construction:** Stainless steel

**Electrical:** 1.5 m (5') 4-conductor cable

**Protection Class:** IP65



#### STANDARD Dimensions: mm (in)

CAPACITY (lb)	A	B	C THREAD	D
50 to 500	25 (1.00)	6.3 (0.25)	10-32 UNF-2A	25 (1.00)
1000	33 (1.31)	9.7 (0.38)	1/4-28 UNF-2A	25 (1.00)
2000 to 3000	44 (1.75)	13 (0.50)	3/8-24 UNF-2A	25 (1.00)
4000 to 5000	57 (2.23)	16 (0.63)	1/2-20 UNF-2A	32 (1.25)
7500 to 10,000	73 (2.89)	22 (0.88)	3/4-16 UNF-2A	35 (1.38)

#### METRIC Dimensions: mm (in)

CAPACITY (N)	A	B	C THREAD	D
100-2000	25 (1.00)	6.3 (0.25)	M5 x 0.8 - 6g	25 (1.00)
5000	33 (1.31)	9.7 (0.38)	M6 x 1.00 - 6g	25 (1.00)
10,000	44 (1.75)	13 (0.50)	M10 x 1.5 - 6g	25 (1.00)
20,000	57 (2.23)	16 (0.63)	M12 x 1.75 - 6g	32 (1.25)
50,000	73 (2.89)	22 (0.88)	M20 x 1.5 - 6g	35 (1.38)

## STANDARD MODELS

### To Order

CAPACITY		MODEL NO.	COMPATIBLE METERS*
lb	N		
50	222	<b>LC202-50</b>	DPiS, DP41-S, DP25B-S
100	445	<b>LC202-100</b>	DPiS, DP41-S, DP25B-S
300	1334	<b>LC202-300</b>	DPiS, DP41-S, DP25B-S
500	2224	<b>LC202-500</b>	DPiS, DP41-S, DP25B-S
1000	4448	<b>LC202-1K</b>	DPiS, DP41-S, DP25B-S
2000	8896	<b>LC202-2K</b>	DPiS, DP41-S, DP25B-S
3000	13,344	<b>LC202-3K</b>	DPiS, DP41-S, DP25B-S
5000	22,240	<b>LC202-5K</b>	DPiS, DP41-S, DP25B-S
7500	33,360	<b>LC202-7.5K</b>	DPiS, DP41-S, DP25B-S
10,000	44,480	<b>LC202-10K</b>	DPiS, DP41-S, DP25B-S

Comes complete with 5-point NIST-traceable calibration.

\* Visit us online for compatible meters. DPiS meter suitable for one direction measurement only.

**Ordering Examples:** **LC202-100**, 100 lb capacity miniature universal load cell.

**LC202-1K**, 1000 lb capacity miniature universal load cell.

## METRIC MODELS


CAPACITY		MODEL NO.	COMPATIBLE METERS*
N	lb		
100	22	<b>LCM202-100N</b>	DPiS, DP41-S, DP25B-S
200	45	<b>LCM202-200N</b>	DPiS, DP41-S, DP25B-S
300	67	<b>LCM202-300N</b>	DPiS, DP41-S, DP25B-S
500	112	<b>LCM202-500N</b>	DPiS, DP41-S, DP25B-S
1000	225	<b>LCM202-1KN</b>	DPiS, DP41-S, DP25B-S
1500	337	<b>LCM202-1.5KN</b>	DPiS, DP41-S, DP25B-S
2000	450	<b>LCM202-2KN</b>	DPiS, DP41-S, DP25B-S
5000	1124	<b>LCM202-5KN</b>	DPiS, DP41-S, DP25B-S
10,000	2248	<b>LCM202-10KN</b>	DPiS, DP41-S, DP25B-S
20,000	4496	<b>LCM202-20KN</b>	DPiS, DP41-S, DP25B-S
50,000	11,241	<b>LCM202-50KN</b>	DPiS, DP41-S, DP25B-S

Comes complete with 5-point NIST-traceable calibration.

\* Visit us online for compatible meters.

**Ordering Examples:** **LCM202-100N**, 100 N capacity miniature universal load cell.

**LCM202-1KN**, 1000 N capacity miniature universal load cell.



**STANDARD**  
**LC202-10K**, shown  
close to actual size.



**METRIC**  
**LCM202-20KN**,  
shown close  
to actual size.



**METRIC**  
**LCM202-1.5KN**,  
shown close to  
actual size.