


# HIGH-ACCURACY MINIATURE UNIVERSAL LOAD CELLS

## CELLS SURFACE MOUNT STYLE

### 51 mm (2") DIAMETER **STANDARD** AND **METRIC** MODELS

**Tension/Compression**  
**Calibrated in Tension**  
**0-25 lb to 0-10,000 lb**  
**0-100 to 0-50,000 N**

1 Newton = 0.2248 lb  
 1 daNewton = 10 Newtons  
 1 lb = 454 g  
 1 t = 1000 kgf = 2204 lb



**STANDARD**  
 LC204-100 shown  
 actual size.



Cable style  
 LC204/LCM204 units.

## LC204/LCM204 Series LC214/LCM214 Series



Standard

**METRIC**  
 LCM214-100N  
 shown actual size.

Twist-lock connector  
 LC214/LCM214 units.



Bottom view of all units,  
 Shown smaller than actual size.

- ✓ FM Intrinsically Safe
- ✓ 1.0% Interchangeability for Scale Applications
- ✓ Miniature Package for Test Stands and Difficult Locations
- ✓ Designed to be Mounted on a Flat Surface
- ✓ 5-Point Calibration

TRODEX's LC204/LCM204 Series load cells are designed to be surface mounted with the load applied through the mounting stud. The high linearity (0.15%) and all stainless steel construction make them ideal for industrial and commercial weighing and for force measuring applications.

## SPECIFICATIONS

**Excitation:** 10 Vdc, 15 Vdc maximum

**Output:** 2 mV/V  $\pm$ 1.0%

**5-Point Calibration (in Tension):**  
 0%, 50%, 100%, 50%, 0%

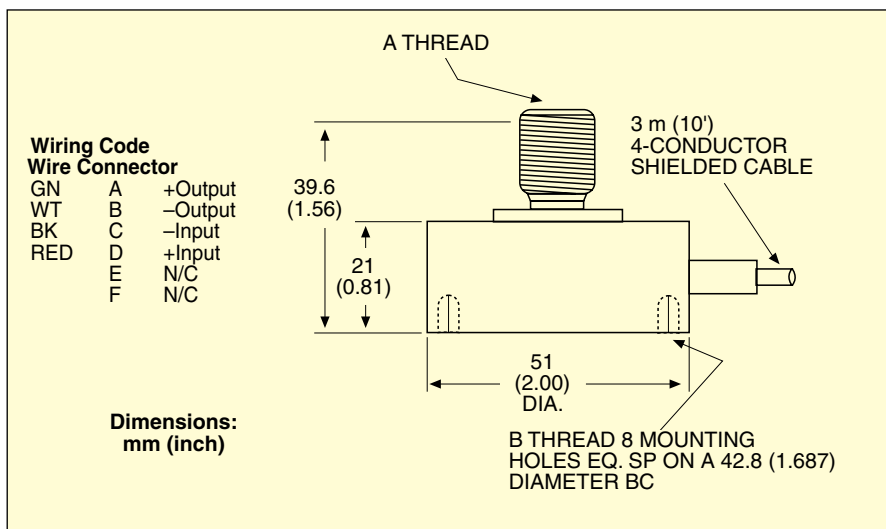
**Linearity:**  $\pm$ 0.15% FSO

**Hysteresis:**  $\pm$ 0.1% FSO

**Repeatability:**  $\pm$ 0.05% FSO

**Zero Balance:**  $\pm$ 2% FSO

**Operating Temp Range:**  
 -46 to 107°C (-50 to 225°F)



**Dimensions: mm (inch)**

MODEL	A THREAD	B THREAD
LC204/LC214	½-20 UNF-2A 19 (0.75) L	10-32 UNF 6.3 (0.25) DP min
LCM204/LCM214	M12 x 1.75 19 (0.75) L	M5 x 0.8 6.3 (0.25) DP min

**Compensated Temp Range:**

16 to 71°C (60 to 160°F)

**Protection Class:** IP65

**Thermal Effects:**

Zero: 0.0045% FSO/°F

Span: 0.009% FSO/°F

**Safe Overload:** 150% of capacity

**Ultimate Overload:** 300% of capacity

**Input Resistance:** 350  $\Omega$  minimum

**Output Resistance:** 350  $\pm$ 10  $\Omega$

**Construction:** Stainless steel

**Electrical:** 3 m (10') 4-conductor shielded cable

**LC214/LCM214 Mating Connector:**  
 PT06F10-6S (sold separately)


**LC214/LCM214 Cable Assembly with Twist Lock Connector:**  
 CA-4PC24-2-015 (sold separately)



**STANDARD**  
LC204-100 shown  
actual size.



Bottom view of all units,  
shown smaller than actual size.



**METRIC**  
LCM214-100N  
shown actual size.

## STANDARD MODELS

### To Order

CAPACITY		MODEL NO.		COMPATIBLE METERS**
lb	N	CABLE	CONNECTOR	
25	111	LC204-25	LC214-25	DPiS, DP41-S, DP25B-S
50	222	LC204-50	LC214-50	DPiS, DP41-S, DP25B-S
100	445	LC204-100	LC214-100	DPiS, DP41-S, DP25B-S
200	890	LC204-200	LC214-200	DPiS, DP41-S, DP25B-S
300	1334	LC204-300	LC214-300	DPiS, DP41-S, DP25B-S
500	2224	LC204-500	LC214-500	DPiS, DP41-S, DP25B-S
1000	4448	LC204-1K	LC214-1K	DPiS, DP41-S, DP25B-S
2000	8897	LC204-2K	LC214-2K	DPiS, DP41-S, DP25B-S
2500	11,121	LC204-2.5K	LC214-2.5K	DPiS, DP41-S, DP25B-S
5000	22,242	LC204-5K	LC214-5K	DPiS, DP41-S, DP25B-S
8000	35,587	LC204-8K	LC214-8K	DPiS, DP41-S, DP25B-S
10,000	44,484	LC204-10K	LC214-10K	DPiS, DP41-S, DP25B-S

Comes complete with 5-point NIST-traceable calibration and 59 k $\Omega$  shunt data.

\*\* Visit us online for compatible meters. DPiS meter suitable for one direction measurement only.

**Ordering Examples:** LC204-25, 25 lb capacity surface mount load cell.

LC204-1K, 1000 lb capacity surface mount load cell.

## METRIC MODELS

### To Order

CAPACITY		MODEL NO.		COMPATIBLE METERS**
N	lb	CABLE	CONNECTOR	
100	22	LCM204-100N	LCM214-100N	DPiS, DP41-S, DP25B-S
200	45	LCM204-200N	LCM214-200N	DPiS, DP41-S, DP25B-S
500	112	LCM204-500N	LCM214-500N	DPiS, DP41-S, DP25B-S
1000	225	LCM204-1KN	LCM214-1KN	DPiS, DP41-S, DP25B-S
2000	450	LCM204-2KN	LCM214-2KN	DPiS, DP41-S, DP25B-S
5000	1124	LCM204-5KN	LCM214-5KN	DPiS, DP41-S, DP25B-S
10,000	2248	LCM204-10KN	LCM214-10KN	DPiS, DP41-S, DP25B-S
20,000	4496	LCM204-20KN	LCM214-20KN	DPiS, DP41-S, DP25B-S*
50,000	11,241	LCM204-50KN	LCM214-50KN	DPiS, DP41-S, DP25B-S*

Comes complete with 5-point NIST-traceable calibration and 59 k $\Omega$  shunt data.

\* 4-digit meter. \*\* Visit us online for compatible meters. DPiS meter suitable for one direction measurement only.

**Ordering Examples:** LCM204-100, 100 N capacity surface-mount load cell.

LCM204-5KN, 5000 N capacity surface-mount load cell.

## ACCESSORIES

MODEL NO.	DESCRIPTION
REC-012F	Rod end for LC204/LC214 Series
MREC-M12F	Rod end for LCM204/LCM214 Series
PT06F10-6S	Mating connector for LC214/LCM214 series load cells

