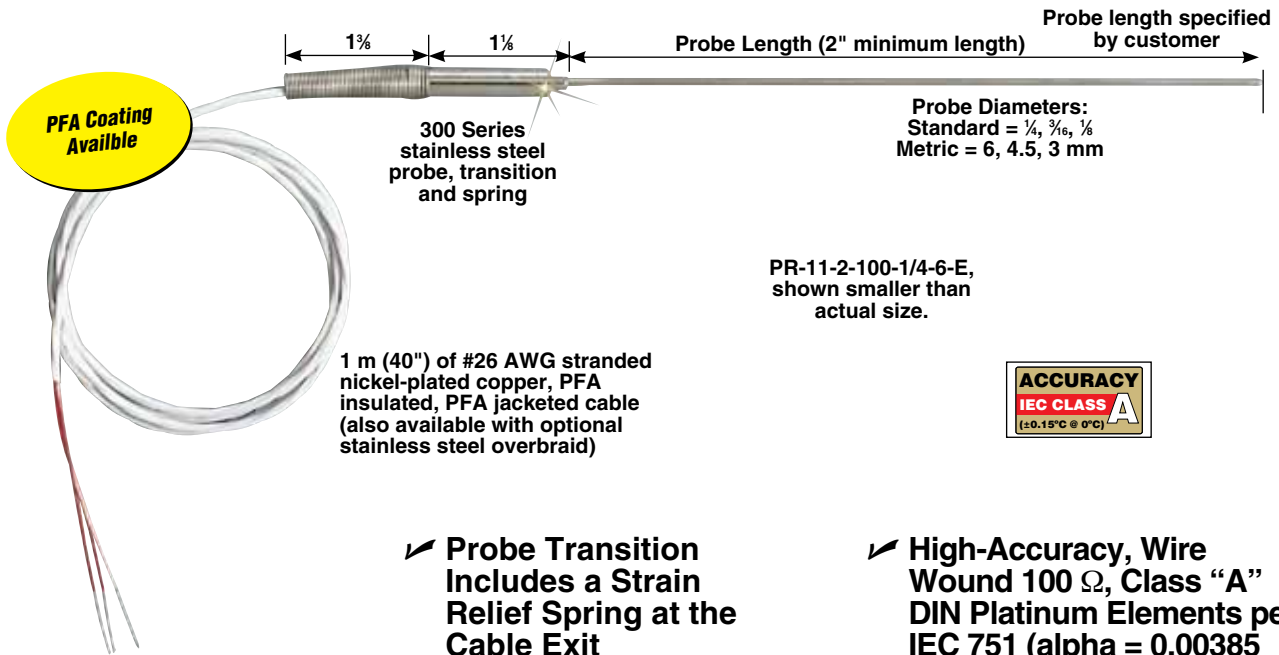


RTD Probes with Transitions



Probe Diameters:
Standard = 1/8, 3/16, 1/4
Metric = 6, 4.5, 3 mm

PR-11-2-100-1/4-6-E,
shown smaller than
actual size.




- ✓ Probe Transition Includes a Strain Relief Spring at the Cable Exit
- ✓ Available in Standard and Metric Sizes
- ✓ Temperature Range -200 to 600°C (Transition and Cable to 260°C Max)
- ✓ High-Accuracy, Wire Wound 100 Ω, Class “A” DIN Platinum Elements per IEC 751 (alpha = 0.00385 Ω/Ω°C)
- ✓ 2-, 3-, and 4-Wire Constructions Available

Standard Dimensions

To Order		
Model Number	Lead Wire Style*	Sheath Length
PR-11-2-100-(*)-6-E	3 Wire	6"
PR-11-2-100-(*)-9-E	3 Wire	9"
PR-11-2-100-(*)-12-E	3 Wire	12"
PR-11-2-100-(*)-18-E	3 Wire	18"
PR-11-2-100-(*)-24-E	3 Wire	24"

* Specify “-1/8”, “-3/16”, or “-1/4” for probe diameter in inches. To order probes in intermediate lengths, change model number, using next longer probe. Over 24", add an additional cost per inch of probe length. Stainless steel overbraided or BX cable available. For 4-wire configuration, change “2” in model number to “3” for additional cost.
For longer leads, add the length in inches to the model number for additional cost, (Styles 2 & 3) or (Style 1).
Ordering Example: PR-11-2-100-1/4-12-E-TA3F, 100 Ω, class “A” RTD with a 1/4" diameter by 12" long probe, 40" of 3-wire cable and TA3F connector.




Metric Dimensions

Model Number	Lead Wire Style*	Sheath Length
PR-11-2-100-(*)-150-E	3 Wire	150 mm
PR-11-2-100-(*)-225-E	3 Wire	225 mm
PR-11-2-100-(*)-300-E	3 Wire	300 mm
PR-11-2-100-(*)-450-E	3 Wire	450 mm
PR-11-2-100-(*)-600-E	3 Wire	600 mm


* Specify “-M30” for 3 mm, “-M45” for 4.5 mm or “-M60” for 6 mm for probe diameter in millimeters. To order probes in intermediate lengths, change model number, using next longer probe price. Over 600 mm, add an additional cost per 25 mm of probe length. For 4-wire configuration, change “2” in model number to “3” for additional cost.
For longer leads, add the lead length in meters to the model number for an additional cost per meter (Styles 2 & 3) or (Style 1).
Ordering Example: PR-11-2-100-M45-150-E-MTP, 100 Ω, class “A” RTD with a 4.5 mm diameter by 150 mm long probe, 1 m of 3-wire cable and MTP connector.

These general purpose sensors can be used in most liquid and air applications. When used in liquid environments, the epoxy-sealed end should not be immersed directly into the liquid. These probes can be used as stand-alone sensors, or they can be configured with a variety of termination options, and combined with controllers, indicators, or precision thermometers to create complete measurement systems.

Termination options are available for easy operation in conjunction with TRODEKS® handheld thermometers or other instruments:



Miniature Connector MTP-U-M
(e.g., RTD-2-F3105-36-T-MTP)



Heavy-Duty Connector OTP-U-M
(e.g., RTD-2-F3102-36-G-OTP)



Connectors for Handheld Instruments
TA3F - TA4F
(e.g., RTD-2-F3105-36-T-TA3F)



Connector for HH804U meter
HH804-CONNECTOR,
(e.g., RTD-2-F3105-36-T-HH804-CONNECTOR)

Turn these sensors into complete measurement systems with the following popular instrument options:



SPRTX
4 to 20 mA transmitter,
[e.g., RTD-2-F3105-36-G-SPRTX(M1)]



HH804U
meter.



OM-DAQPRO-5300
handheld data logger.



TX92 transmitter.



MDSi8-RTD benchtop meter.



DP460-RTD indicator.



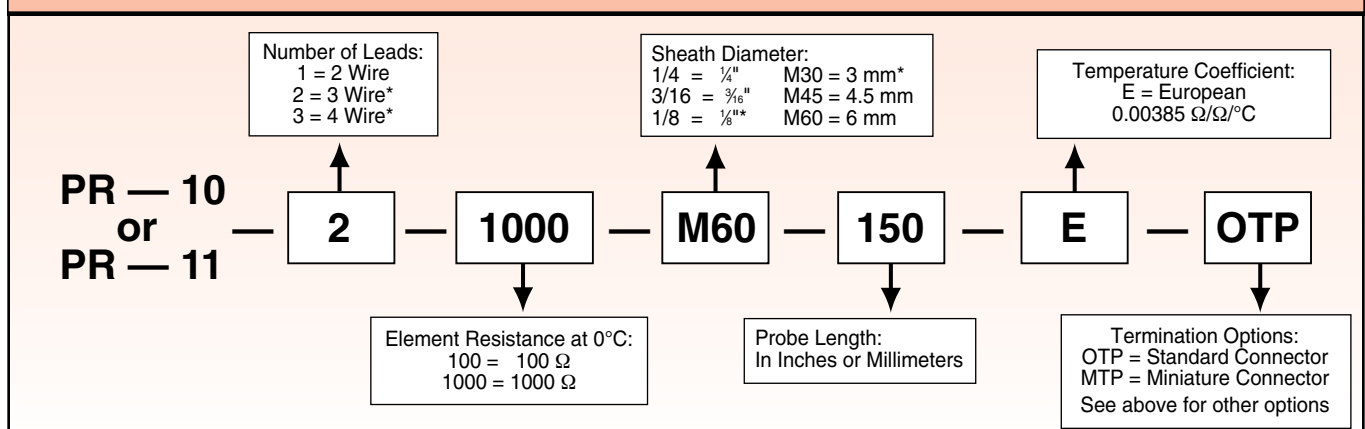
DPI32 meters.



SSLK fitting.

Need a different resistance, temperature coefficient, cable length, cable type? Use the Model Number Builder below to go beyond our stock product offering to construct the sensor that meets your specific needs. You can also visit our online store and select "Order by Model Number," and simply enter the model number and length modifications to automatically obtain price and availability.

How are TRODEKS's Model Numbers Constructed?



* Contact Sales for pricing.

Ordering Example: PR-10-2-100-3/16-12-E, 100 Ω class A RTD with 3/16 Dia. x 12" long probe, 1 m of 3-conductor cable.