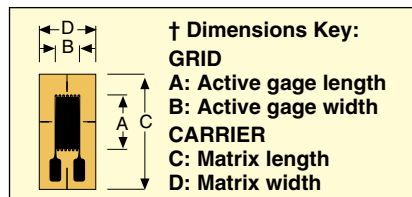
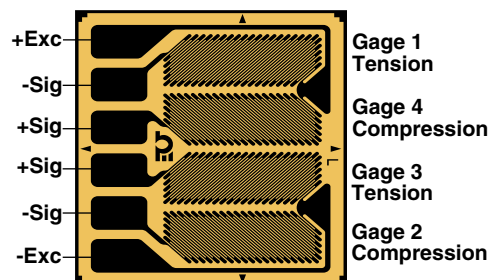
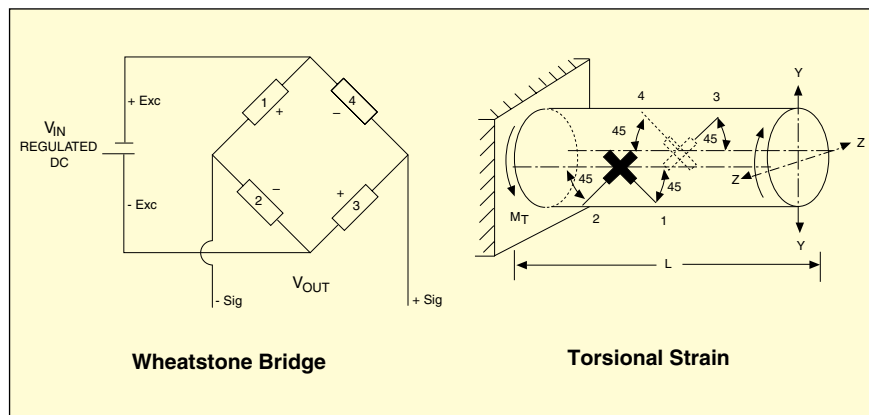


TRANSDUCER QUALITY STRAIN GAGE SHEAR GAGES—FULL BRIDGE SHEAR

TRODEKS offers full bridge transducer quality strain gages for shear and torsional strain applications. These strain gages can be used in transducer design for shear beam load cells, or they can also be used for reaction torque on a shaft.


SGT-2DD/350-SY** has 2 half bridges on one carrier piece. Each half bridge has a dual shear pattern, with opposite grids and a common lead/solder pad. SGT-3/700-FB** has 4 independent shear strain gages, with opposite grid angles, on one carrier, with separate

leads/pads (electrically independent). Below we show one wiring example; SGT-2DD/350-SY** used to measure a reaction torque on a shaft. The strain gages have been numbered, and the leads/solder pads labeled.




4 STRAIN GAGES ON ONE CARRIER PIECE, 2 HALF BRIDGES CAN BE USED AS 1 FULL WHEATSTONE BRIDGE

To Order

GAGE PATTERN Leads not shown	MODEL NO. Pkg of 5	NOM. RESIS- TANCE (Ω)	DIMENSIONS mm (inch) [†]				MAX V* (Vrms)	TERMINATION	TEMP COMP
			GRID		CARRIER				
			A	B	C	D			
<div>Shown actual size, 7.6 mm</div> <div></div>	SGT-2DD/350-SY11	350	1.6 1.7 7.6 8.9 (0.063) (0.067) (0.299) (0.350) Full b ridge, shear pattern, 2 half bridge with common lead/ solder pad 350 Ω				9	Ribbon Leads	ST
	SGT-2DD/350-SY13	350					13	Ribbon Leads	AL
	SGT-2DD/350-SY41	350					9	Solder Pads	ST
	SGT-2DD/350-SY43	350					13	Solder Pads	AL

4 STRAIN GAGES ON ONE CARRIER PIECE CAN BE USED AS 1 FULL WHEATSTONE BRIDGE

To Order

GAGE PATTERN Leads not shown	MODEL NO. Pkg of 5	NOM. RESIS- TANCE (Ω)	DIMENSIONS mm (inch)†				MAX V* (Vrms)	TERMINATION	TEMP COMP
			GRID		CARRIER				
			A	B	C	D			
<div>Shown actual size, 9.8 mm</div> 	SGT-3/700-FB11	700	1.9 3.4 9.8 8.2 (0.075) (0.134) (0.386) (0.323)				11	Ribbon Leads	ST
	SGT-3/700-FB13	700	Full bridge, 4 shear strain gages, on one carrier with separate leads/solder pads 700 Ω				16	Ribbon Leads	AL
	SGT-3/700-FB41	700					11	Solder Pads	ST
	SGT-3/700-FB43	700					16	Solder Pads	AL

DISCOUNT SCHEDULE

1 to 10 pkgs.	Net
11 to 24 pkgs.5%
25 to 49 pkgs.	10%
50 and up and OEM . .	Consult Factory

* Maximum permitted bridge energizing voltage (Vrms).
** SY11, SY13, SY41 or SY43; FB11, FB13, FB41 or FB43.
Note: For strain gage accessories, visit us online.
Ordering Example: SGT-2DD/350-SY11, package of 5,
full bridge shear, with ribbon leads, matched to steel.

NOTE
ST = Steel
AL = Aluminum